

**LEICESTERSHIRE AND RUTLAND LOCAL
SAFEGUARDING CHILDREN AND
SAFEGUARDING ADULTS BOARDS**

**ANNUAL REPORT
2013/14**

CONTENTS

- 1.** Foreword from the Independent Chair
- 2.** Chapter 1: Local Area Safeguarding Context
- 3.** Chapter 2: Governance and Accountability
- 4.** Chapter 3: Business Plan Performance 2013/14:
 - a. Strategic Priority 1: Improve the Effectiveness and Impact of the Safeguarding Boards
 - b. Strategic priority 2: Secure confidence in the operational effectiveness of safeguarding partner agencies and services through robust quality assurance and performance management
 - c. Strategic priority 3: Improve the effectiveness of communication and engagement
- 5.** Chapter 4: Serious Case Reviews and Child Death Overview Panel
- 6.** Chapter 5: Challenges Ahead – Our business plan for 2014/15

FOREWORD FROM THE INDEPENDENT CHAIR: PAUL BURNETT



I am pleased to present the second combined annual report for the Leicestershire and Rutland Local Safeguarding Children Board (LSCB) and Safeguarding Adults Board (SAB).

Although we are not required to publish the SAB report, we believe this is good practice and reflects our aim to be open and transparent. Such reports will become a requirement of the Care Act 2014.

The report's key purpose is to assess the impact of the work we have undertaken in 2013/14 on service quality, effectiveness and on safeguarding outcomes for children, young people and adults in

Leicestershire and Rutland. Specifically it evaluates our performance against our business plan priorities and other statutory functions.

The last 12 months have witnessed some significant changes in the way we operate as a Board. At national level, Working Together 2013 revised the statutory framework within which LSCBs operate and set in train a range of work to ensure our compliance with these new expectations. The introduction of new Ofsted inspection arrangements, including formal reviews of LSCB performance, has similarly impacted on our work. In Adult Safeguarding, we have continued to assess the potential impact of the Care Act 2014 on our work and taken steps to ensure we are ready for the statutory arrangements arising from this new legislation in 2015.

At a local level, we have continued our vigilant assessment of the impact of reducing budgets on partner agencies, the structural and organisational changes arising from national reforms (e.g. in the Police and Health sectors) and local strategies to secure efficiencies. We have also continued to consider the implications of major national safeguarding practice reviews, including the Winterbourne Review and the Francis Report in the adult arena, and high profile serious case reviews in children's safeguarding..

I am pleased that this report presents a considerable range of success and achievement for the two Boards. The assessment of our performance also indicates areas for further development and improvement which have been incorporated into our Business Plan for 2014/15.

I would like to take this opportunity to thank all Board members and those who have participated in subgroups for their continued commitment in 2013/14. In addition I would like to thank staff from across our partnerships for their motivation, enthusiasm and continued contribution to keeping the people of Leicestershire and Rutland safe.

Safeguarding is everyone's business. The achievements set out have been achieved not just by the two Safeguarding Boards but by staff working in the agencies that form our partnership. The further improvements we seek to achieve this year will require continued commitment from all and I look forward to continuing to work with you in ensuring that children, young people and adults in Leicestershire and Rutland are safe.

I commend this report to all our partner agencies.

A handwritten signature in black ink, appearing to read 'P. R. Burnett'. The signature is fluid and cursive, with a long, sweeping underline that extends to the left.

Paul Burnett, Independent Chair, Leicestershire and Rutland Safeguarding Boards

PART 1

LOCAL AREA SAFEGUARDING CONTEXT

LOCAL DEMOGRAPHICS

Our children and adult safeguarding boards serve the counties of Leicestershire and Rutland.

The current populations of the two counties as shown in the 2011 census are:

	Total	Under 18	Over 18
Leicestershire:	650, 489	134,084	516,405
Rutland	37,369	8,120	29, 249

This includes 115,437 (17.7%) people over 65 years old in Leicestershire and 7,849 (21.0%) in Rutland

The two counties have a predominantly white ethnic population with 90.6% of the Leicestershire population and 94.3% of the Rutland population describing their ethnicity as white British. This data compares to averages for the East Midlands region of 85.4% and for England of 79.8%. Of those that do not consider themselves to be white British, 4.75% of Leicestershire's population considered themselves to be Asian or Asian British, with less than 1% Black/African/Caribbean or Black British. All ethnic minorities listed for Rutland total less than 1%.

VULNERABLE GROUPS

Children and Young People

The Leicestershire and Rutland Local Safeguarding Children Board (LRLSCB) has a duty to ensure the effective safeguarding of all children living in the two counties. This includes children in universal and early help settings as well as those formally identified as children in need, children in need of child protection and those that are looked after by the local authorities. Clearly there is a significant focus on those who are most vulnerable and at risk of suffering harm.

It is not possible to present a complete picture of the number of children that may be at risk in Leicestershire and Rutland because some abuse or neglect may be hidden, despite the best efforts of local services to identify, assess, step-in and support children who are being harmed or are at risk of being harmed. However the LRLSCB annually reviews quantitative and qualitative data and other information, such as the Joint Strategic Needs Analyses (JSNA) carried out by the Health and Well-Being Boards, to gauge those specific groups that need protection because they are deemed more vulnerable.

In 2013/14, groups that were identified as priority included:

- Children receiving Early Help
- Children with a Child Protection Plan
- Children in Care
- Children at risk of child sexual exploitation

- Children who go missing from home, care or education
- Children living in households where there is domestic abuse/substance misuse/ a parent with mental ill-health

2013/2014	Total
Rutland	
Number of contacts to Children's Social Care (include referrals)	690
Number of referrals to Children's Social Care	241
Number of CAFs	90
Number of Children's Social Care referrals that result in a CAF	36
Proportion of Children's Social Care referrals that result in a CAF	15%
Number of children subject to a Child Protection Plan	Avg 28
Number of Children who are Looked After	Avg 34
Leicestershire	
Number of contacts to Children's Social Care (include referrals)	15228
Number of referrals to Children's Social Care	5895
Number of Early Help Assessments	2574
Number of Children's Social Care referrals that result in an EH assessment	
Proportion of Children's Social Care referrals that result in an EH assessment	
Number of children subject to a Child Protection Plan	Avg 406
Number of Children who are Looked After	Avg 471

Children at risk of Child Sexual Exploitation Missing 85

Total numbers of missing persons (one or more missing reports) and how many incidents that they equate for, broken down into children 0-17yrs and adults 18+.

	All Incidents							
	0-17 Persons		0-17 Incidents		18+ Persons		18+ Incidents	
	13/14	12/13	13/14	12/13	13/14	12/13	13/14	12/13
Leicestershire and Rutland County	328	586	708	1699	304	649	341	824

Total number of repeat missing persons (2 or more missing reports) and how many incidents that they equate for, broken down into Children 0-17yrs and Adults 18 +.

Leicestershire and Rutland County	Repeats							
	0-17 Persons		0-17 Incidents		18+ Persons		18+ Incidents	
	13/14	12/13	13/14	12/13	13/14	12/13	13/14	12/13
	105	195	485	1307	28	64	65	239

Domestic Violence Adults

The Leicestershire and Rutland Safeguarding Adult Board (LRSAB) focuses its work on those adults deemed 'vulnerable'. This is in line with 'No Secrets 2000' which outlined the key functions of adult safeguarding boards.

It is not possible to present a complete picture of the numbers of adults who may be at risk given the fact that some abuse or neglect may remain hidden but in Leicestershire and Rutland we have identified some groups as being more vulnerable based on our own quality assurance and performance management data together with information produced in the JSNAs carried out by the two Health and Well-Being Boards.

In 2013/14 groups that were identified as priority included:

Learning disabled adults including those in residential placements

Older people particularly those living in residential care or nursing homes

The Abuse of Adults with Learning Disabilities in residential placements.

2013/2014	Total
Rutland	
Safeguarding referrals from community	29
Safeguarding referrals from residential	62
Primary client type for safeguarding referrals	
Phys. disability / frailty / sensory imp.	40
Mental health needs	2
Learning disability	6
Substance misuse	0
Not recorded	1
Primary client age for safeguarding referrals	
18-64	7
65-74	2
75-84	15
85+	25

2013/2014	Total
Leicestershire	
Safeguarding referrals from community*	622
Safeguarding referrals from residential*	1,127
Primary client type for safeguarding referrals	
Phys. disability / frailty / sensory imp.	725
Mental health needs	444

Learning disability	189
Substance misuse	3
Not recorded	0
Primary client age for safeguarding referrals	
18-64	340
65-74	134
75-84	309
85+	578

**These two figures total more than the other sub-totals of the table as it is a count of referrals not individuals*

PART 2

GOVERNANCE AND ACCOUNTABILITY ARRANGEMENTS

Both boards serve the counties of Leicestershire and Rutland.

The LRLSCB is a statutory body established in compliance with The Children Act 2004 (Section 13) and The Local Safeguarding Children Boards Regulations 2006. Its work is governed by Working Together 2013.. A key priority for us during 2013/14 has been to review and revise our arrangements for compliance with Working Together 2013, and the outputs and outcomes of this work are set out later in this report.

The statutory objectives and functions of LSCBs are set out in Section 14 of the Children Act 2004 and are:

- (a) to coordinate what is done by each person or body represented on the Board for the purposes of safeguarding and promoting the welfare of children in the area;
and
- (b) to ensure the effectiveness of what is done by each such person or body for those purposes.

The key functions as set out in Regulation 5 of the Local Safeguarding Children Boards Regulations are as follows:

- developing policies and procedures for safeguarding and promoting the welfare of children in the area of the authority, including policies and procedures in relation to:
 - (i) the action to be taken where there are concerns about a child's safety or welfare, including thresholds for intervention;
 - (ii) training of persons who work with children or in services affecting the safety and welfare of children;
 - (iii) recruitment and supervision of persons who work with children;
 - (iv) investigation of allegations concerning persons who work with children;
 - (v) safety and welfare of children who are privately fostered;
 - (vi) cooperation with neighbouring children's services authorities and their Board partners;
- communicating to persons and bodies in the area of the authority the need to safeguard and promote the welfare of children, raising their awareness of how this can best be done and encouraging them to do so;
- monitoring and evaluating the effectiveness of what is done by the authority and their Board partners individually and collectively to safeguard and promote the welfare of children and advising them on ways to improve;
- participating in the planning of services for children in the area of the authority; and
- undertaking reviews of serious cases and advising the authority and Board partners on lessons to be learned.

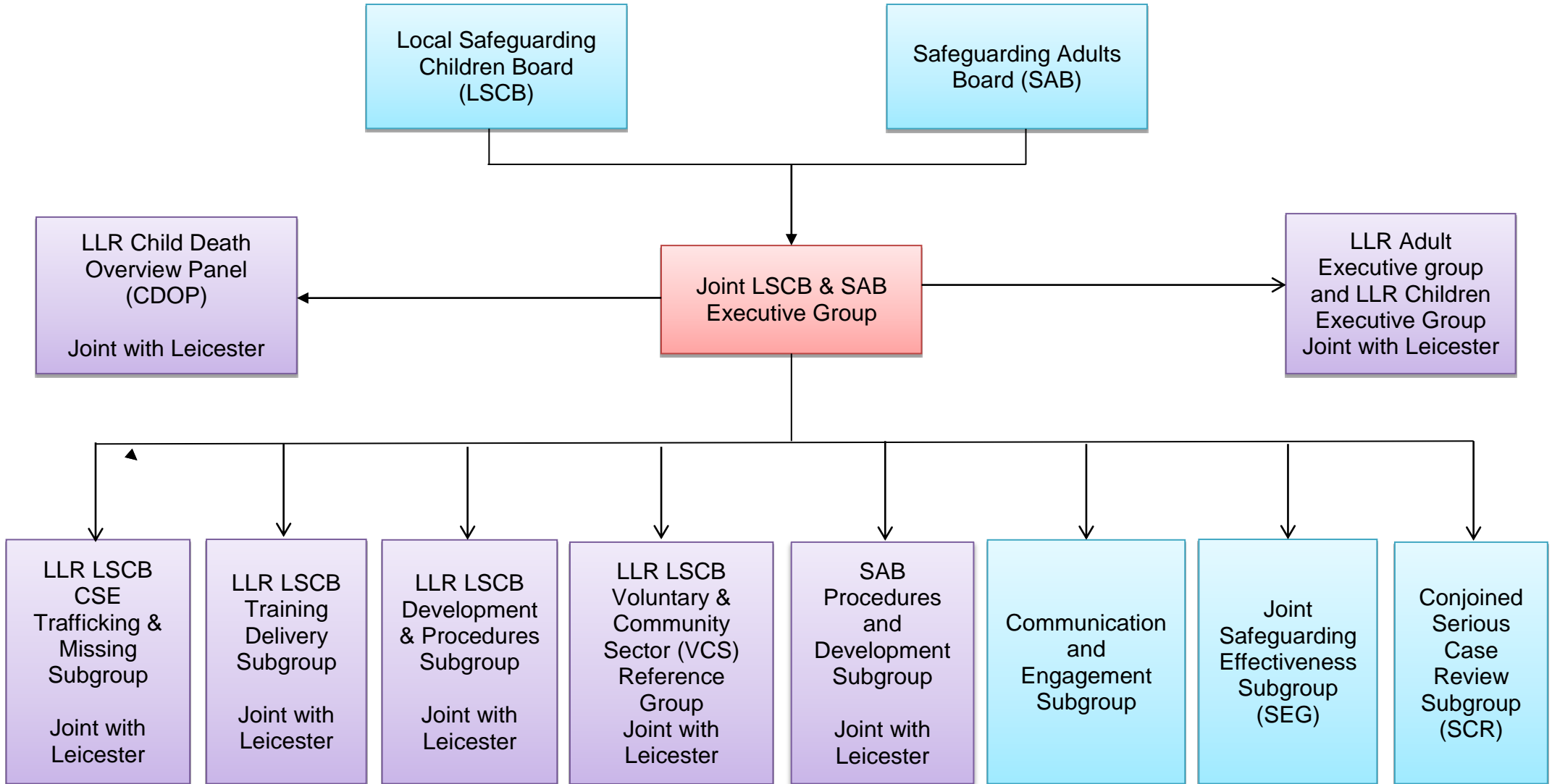
LSCBs have responsibilities to review child deaths in the areas for which they are responsible. They are also expected to engage in any other activity that facilitates, or is conducive to, the achievement of its objectives.

The role of the LRSAB is to safeguard and promote the welfare of vulnerable adults, and to ensure that local agencies co-operate and work well to achieve this.

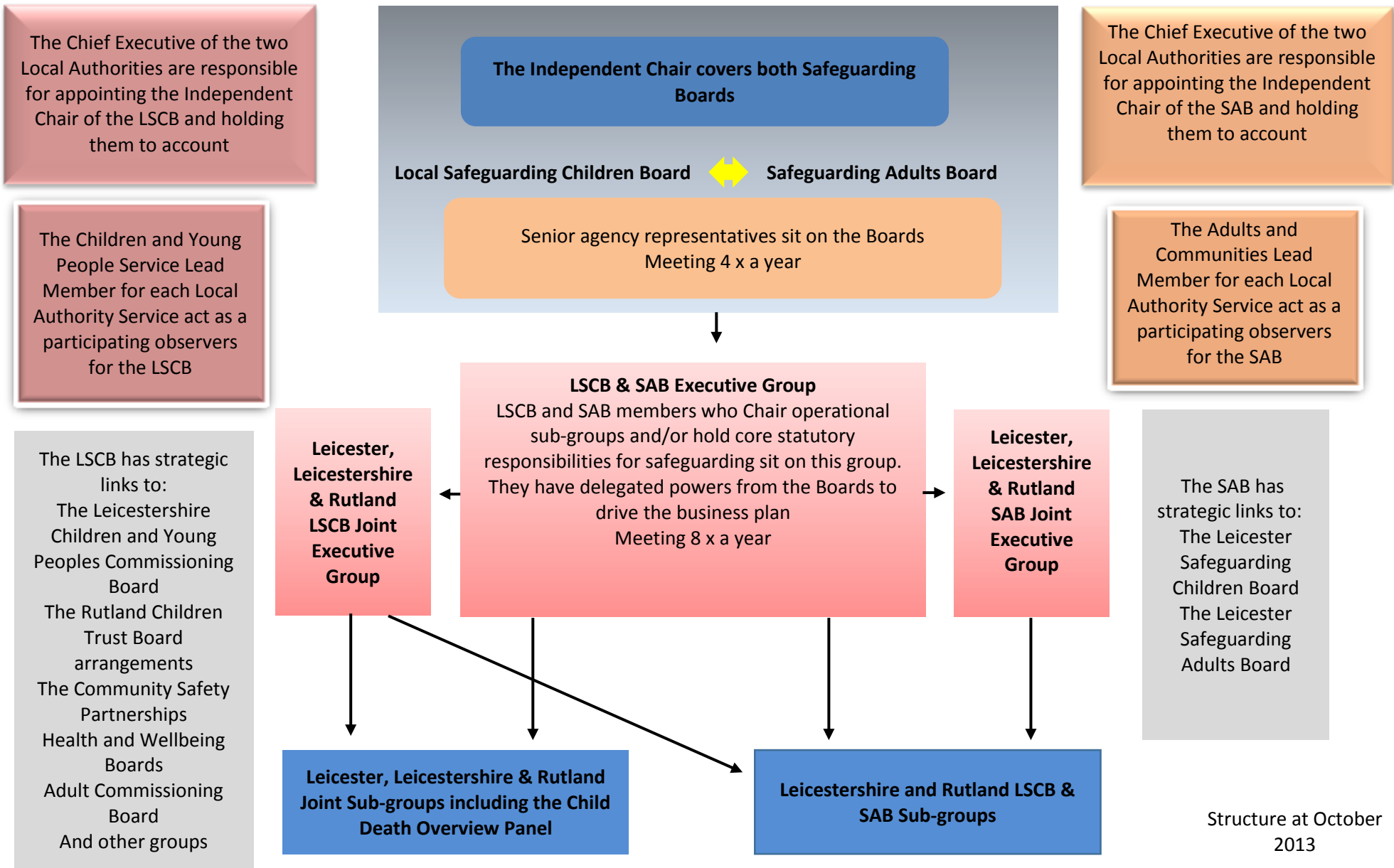
Both boards meet four times a year with each comprising a children's board meeting, an adult board meeting and a joint meeting of the two Boards. An integrated Executive Group meets eight times a year. A range of sub-groups and task and finish groups are also in place to deliver the key functions and business plan priorities

A structure is set out below:

Leicestershire & Rutland - Local Safeguarding Children Board & Safeguarding Adults Board 2013/14



Leicestershire & Rutland Local Safeguarding Children Board and Safeguarding Adults Board Governance Structure Chart



Membership of the Leicestershire & Rutland Safeguarding Children Board

Independent Chair

Statutory Members:

Children and Family Court Advisory and Support Service (CAFCASS)
East Leicestershire and Rutland Clinical Commissioning Group
East Midlands Ambulance Service (EMAS)
Further Education Colleges
Head teacher representatives from both Leicestershire and Rutland
Hinckley and Bosworth Borough Council (representing the Borough and District Councils)
Lay Members (Two people from Leicestershire & Rutland)
Leicestershire County Council
Leicestershire County Council Lead Member
Leicestershire Partnership Trust (LPT)
Leicestershire Police
Leicestershire & Rutland Probation Trust
NHS England (Area Team)
Rutland County Council
Rutland County Council Lead Member
University Hospital Leicester Trust
West Leicestershire Clinical Commissioning Group

Professional Advisers to the Board:

Boards Business Office Manager
Designated Doctor for Safeguarding Children
Designated Nurse Children and Adult Safeguarding - CCG hosted Safeguarding Team
Legal Services for the Safeguarding Boards
Heads of Children's safeguarding in the two local authorities

Other Members:

Leicestershire Fire and Rescue Service
Leicestershire Partnership Trust: CDOP Chair
National Society for Prevention of Cruelty to Children (NSPCC)
Voluntary Action Leicestershire
Armed Forces – Kendrew Barracks
Vista Blind (Voluntary Agency)

Membership of the Leicestershire & Rutland Safeguarding Adults Board

Independent Chair

Boards Business Office Manager

Designated Nurse Children and Adult - Designated Nurse Children and Adult Safeguarding - CCG
hosted Safeguarding Team

East Leicestershire and Rutland Clinical Commissioning Group

East Midlands Ambulance Service

Leicestershire County Council

Leicestershire County Council Lead Member

Leicestershire Fire and Rescue Service

Leicestershire Partnership Trust

Leicestershire Police

Leicestershire & Rutland Probation Trust

Legal Services for the Safeguarding Boards

Melton Borough Council (representing the Borough and District Councils)

NHS England (Area Team)

Rutland County Council

Rutland County Council Lead Member

University Hospital Leicester Trust

Vista Blind

West Leicestershire Clinical Commissioning Group

Independent Chair

The LRLSCB and the LRSAB continue to be led by a single independent chair,. This is a requirement of Working Together 2013. and locally we have determined that the same arrangement should be in place for the SAB. This provides independent scrutiny and challenge of agencies and better enables each organisation to be held to account for its safeguarding performance.

The Independent Chair, Paul Burnett, is a former Director of Children's Services in two local authorities and, during 2013/14 chaired safeguarding boards in three other local authorities.

Following the publication of Working Together 2013, the accountability of the Independent Chair transferred to the Chief Executives of Leicestershire and Rutland County Councils. They, together with the Directors of Children and Adult Services and the Lead Members for children and adult services, formally performance manage the Independent Chair.

CHAPTER 3

BUSINESS PLAN PRIORITIES 2013/14

The priorities set by the Board for 2013/14 were to:

- A Improve the effectiveness and impact of the Safeguarding Boards
- B Secure confidence in the operational effectiveness of the Safeguarding partner agencies and services through robust quality assurance and performance management of safeguarding
- C Improve the effectiveness of communication and engagement

This chapter of our annual report sets out our performance against these priorities.

A. BOARD EFFECTIVENESS

The first priority was **to improve the effectiveness and impact of the Safeguarding Boards.**

What we planned to do:

Review the membership, constitutions, terms of reference and participation in the Boards, Executive and Sub-groups to assure ourselves that our arrangements were Working Together 2013-compliant, Care Act -ready and judged to be effective by members.

Clarify and differentiate the roles of the Board, Executive and Sub-groups to improve their individual effectiveness and impact, and reduce duplication of business and bureaucracy.

Better align financial resources with priorities, match spend to commitments and secure efficiencies in the way that resources are deployed.

Secure clarity in the relationships between the boards and other key partnerships in Leicestershire and Rutland.

Further develop and strengthen our links with Leicester City safeguarding arrangements to secure greater consistency and reduce risk in safeguarding practice.

Secure closer links with regional safeguarding arrangements to harmonise processes and procedures where possible, and maximize use of resources through collective working.

Ensure that learning from local and national review processes is incorporated into the work of the Boards.

Implement changes arising from the publication of Working Together 2013

Take steps to be Care Bill-ready, particularly in relation to the expected statutory status of SABs.

Ensure the LSCB is well placed to perform well in the new Ofsted inspection framework.

What we did

- The Boards' constitutions and the Executive and Sub-groups terms of reference have all been reviewed and revised to ensure that they are Working Together 201- compliant, Care Bill-ready and best placed to secure improved ways of working as identified at our development day in January 2013.
- We've revised the 'scheme of delegation' to ensure that the Board focuses on high level strategic business and decision-making, and that the Executive and Sub-groups are empowered to implement Board decisions, objectives and priorities . Membership of all groups has been reviewed and where appropriate, revised both to reflect changes driven by Working Together 2013 and to extend engagement from middle leaders and front-line managers particularly in sub-groups. This drive to extend engagement forms part of our intention to better connect with the front line.
- Budget management arrangements and the presentation of reports to the Boards have been revised both. This has generated greater clarity and transparency in investment and expenditure, aligns with our priorities and addresses historic carry forwards. An investment programme was put in place in the summer of 2013 through which partners could bid for financial support to fund projects that would enhance delivery of our priorities.
- Significant work has been undertaken to further develop our relationships and interfaces with other local partnerships. This includes:
 - Agreeing protocols with the Health and Wellbeing Boards for both Leicestershire and Rutland, and twice yearly attendance of the Independent Chair at both;
 - Closer working with the Leicestershire Safer Communities Strategy Board, the Community Safety Partnerships and the Safer Rutland Partnership both in terms of strategic planning, business plan prioritisation and supporting the production of Domestic Homicide Reviews
 - The Independent Chair's membership of and regular attendance at both the Rutland Children's Trust and the Leicestershire Children and Young People Commissioning Board underpinned by existing protocols between these bodies;
 - Working closely with the governance structures put in place to deliver the Government's 'Troubled Families' agenda – known in Leicestershire as the Supporting Leicestershire Families programme and in Rutland as the Changing Lives initiative. The Independent Chair has been a member of the Leicestershire Supporting Families Commissioning Board;

The Independent Chair has attended Cabinet meetings and Children and Adult Services Scrutiny Committees in both local authority areas specifically to present our business plans and annual report.

In December 2013, we hosted a 'Safeguarding Summit' involving the chief officers of all board member agencies. It aimed to engage senior leaders in setting safeguarding priorities for 2014/15, ensure they acted as safeguarding champions in their agencies, secure support for our priorities, and to initiate an ongoing dialogue about monitoring and evaluating performance.

- Both have aimed to maximise collaboration with Leicester City's safeguarding boards. This is because we want to secure more efficient ways of working on issues in which we have a mutual interest and to provide consistency of approach, particularly for agencies that work across the area such as Leicestershire Police, NHS England, the three Clinical Commissioning Groups (CCGs) and a number of voluntary and community sector

organisations.

We've achieved this by working with a range of groups covering Leicester, Leicestershire and Rutland (LLR), including:

- The existing LLR Joint Executive Group for Children's Safeguarding and the creation of a LLR Joint Executive Group for Adult Safeguarding established in October 2013;
 - The CSE, Child Trafficking and Missing Sub-Group;
 - The Training and Development Group;
 - The LSCB Development and Procedures Group
 - The SAB Practice and Procedures Sub-Group
- Both Boards have actively engaged in East Midlands networks to maximise opportunities to:
- Secure efficiencies through collaborative working on issues of shared interest;
 - Share effective practice;
 - Harmonise processes and procedures where possible

The mechanisms through which this work has been carried out have included:

- Engagement with the East Midlands Children's Services Network through which LSCB chairs have met twice with Directors of Children's Services and participated in peer challenge arrangements in the region;
- The Independent Chair's attendance at quarterly meetings of the East Midlands Independent Chairs Network – this covers both children's and adult safeguarding;
- Engagement with the East Midlands Safeguarding Adults Network

- The Serious Case Review (SCR) Sub-Group now covers both children and adult processes to reflect the closer alignment of our two Boards.

To ensure full and appropriate representation and participation, the sub group reviewed its membership and made a number of changes including:

There is no representation from the voluntary sector at present, since the resignation from the sub group of the NSPCC representative in April 2013;

MAPPA is now represented to secure coordination between the two groups;

Leicestershire Police have strengthened their participation at the joint and Adults parts of the meetings;

Following the start of CCGs, they have been appropriately represented

Effective Governance and Leadership

LSCB objectives

- The governance arrangements enables the Board to assess whether it is fulfilling its statutory responsibilities
- Partners hold each other to account for their contribution to the safety and protection of children and young people.
- To use its scrutiny role and statutory powers to influence priority setting across other strategic partnerships such as the Health and Well-being Board.



What were the issues?

- The performance framework did not reflect the performance of the whole partnership and provide enough information to enable the Board to fulfil its statutory functions.
- 'Board members not always feeling valued or being given the opportunity to make a difference'
- Inconsistent approach to Board members induction
- Governance structure needed to be more effective
- The participation of young people was not evident in business planning



What has been delivered?

- A new Performance framework has been created to ensure there is effective analysis of performance across the partnership that incorporates the views of young people, adults and frontline practitioners.
- Participation Strategy written
- Consultation with Youth Council integral to business planning
- School Survey undertaken with 110 schools, 1240 children
- A new Board Member Induction package has been implemented
- Annual Board development days have reviewed and revised governance structure as appropriate
- All sub groups have up to date Terms of Reference
- Actions and challenges generated from meeting are captured in minutes and monitored for progress
- Chair is also a member of Leicestershire and Rutland Health and Wellbeing Boards, Adult Social Care safeguarding governance group, Scrutiny.....



What has been the outcome?

- Board membership attendance good
- Board members report that they are feeling more included and valued
- The views of young people have directly influenced the content of the 2014/15 business plan, young people reported that self-harming was an issue that they felt the Board needed to have as a priority area.
- School survey findings informing business plan priorities
- The Chair is able to provide effective strategic influence in other partnership arenas
- The governance structure provides clear lines of accountability

LSCB SCR Sub-Group

In order to clarify the sub group's role, we reviewed its terms of reference.

Processes have been reviewed to clarify what information the sub group requires to make an informed decision, and new report formats adopted to improve decision making. All documents, agendas, reports and records are also now sent by secure email or are password protected. Further work is underway to ensure that all participating partners can use secure methods to transfer information.

A shared learning and development framework has been put in place to ensure that LLR arrangements are consistent and reduce risk in safeguarding practice. Work has been commissioned from the East Midlands Children's Social Care leads regarding the safe transfer of cases between authorities when a child is the subject of a protection plan.

Over 190 practitioners from Leicestershire and Rutland took part in a learning event in February 2014 to ensure that learning from local and national review processes is incorporated into agencies' work. This work received national attention in the Community Care on line magazine.

Whilst we did not carry out any SCRs, a multi-agency case review learning event was held on a case where it was felt learning could be achieved . The key messages arising from the review concerned the risks to children and young people associated with adult drug use:

- Staff who support families where adults use drugs including those on methadone prescriptions were reminded to familiarise themselves with the practice guidance in relation to Chapter 1.4.3 Children of Drug and Alcohol Misusing Parents Multi-Agency Policy and Procedures.
- Risk assessments should always take into account the developmental needs of the child and the risks posed by drugs and drug use including the safe storage of drugs and drug paraphernalia both inside and outside of the house

SAB SCR Sub-Group

The role of the SAB SCR Sub Group is to receive information from agencies about serious incidents of abuse and to consider a review process so that multi -agency learning is captured and implemented.

The group continues to retain full and appropriate membership from key partners and attendance levels are good.

No SCRs were recommended or undertaken during this period but a number of single agency reviews have been discussed and multi-agency discussions held to inform practice .This is felt by all members to be a valuable resource provided by the group as an opportunity for partnership reflection and support.

National reports and SCR recommendations are also considered at meetings, most importantly to consider if there is learning and action to be taken to address key findings in the Leicestershire and Rutland contexts. This year particular focus has included the Winterbourne View and Mid Staffordshire hospital action plans.

The group agreed the learning framework for reviews as part of the SCR process and this has now been adopted. Members of the sub-group also took part in the local authority peer challenge where Safeguarding was one of the three areas for review.

Thresholds for safeguarding investigations have also been reviewed, agreed and implemented across all 3 LA's.three local authorities..

The Joint SCR Sub Group has also overseen two domestic homicide reviews (DHR) for adults which were completed for review by the Home Office in March 2014. Both were classed as 'adequate' - the classification is either "adequate" or "inadequate". The first review was published in August 2014.

Implement changes arising from the publication of Working Together 2013

The Government issued a revised version of Working Together in March 2013. A key work stream for us during 2013/14 has been implementing the changed expectations of LSCBs. This has included:

- a comprehensive review of membership and governance arrangements to assure ourselves of continued compliance with Working Together;
- the formulation and agreement of the threshold protocol and learning and improvement framework;
- consideration of the local authority's single assessment arrangements

Work on assessment arrangements, thresholds and learning and improvement frameworks was undertaken in collaboration with Leicester City to maximise consistency and alignment of procedures and practice across the area.

Take steps to be Care Bill ready particularly in relation to the expected statutory status of Adult Safeguarding Boards.

The LRSAB has, throughout the year, kept under review its readiness for the anticipated implications of adult safeguarding boards becoming statutory bodies. At the time of writing, there is still no absolute clarity about the statutory frameworks and regulations under which they will operate. As a proxy measure of effectiveness, we undertook a self-assessment of effectiveness against the 'Top Ten Tips' included in the ADASS document entitled 'Safeguarding Adults: Advice and Guidance for Directors of Adult Social Services' that was issued in March 2013. The outcomes of this self-assessment are set out below.

We have also reviewed both membership and terms of reference in line with information that has been available.

Ensure the LSCB is well placed to perform well in the new Ofsted inspection framework.

A new Ofsted inspection framework for the inspection of services for children in need of help and protection, looked after Children and care leavers was introduced with the first round of inspections beginning in November 2013. The new framework includes a distinct review of LSCB effectiveness. Neither Leicestershire nor Rutland has been subject to the new inspection but we have reviewed performance against the descriptors in the new framework and kept up-to-date a self-assessment of performance, including an action plan to secure 'good' or better

inspection performance in all areas. Areas identified for improvement have been incorporated into this year's business plan.

What has been the impact of what we did?

Operation of the Board

A key mechanism through which we have assessed the effectiveness of both individual agency and partnership performance against safeguarding standards has been the Section 11 Audit for the LRLSCB and a SAB audit, developed as a companion to the Section 11 style audit for children's safeguarding. The outcomes of these audits in 2013/14 were as follows:

LRLSCB Section 11

AGENCY	2011-2012	2013-2014
LEICS CYPS	FULL	PARTIAL
RUTLAND CSC	PARTIAL	PARTIAL
SLF	NEW ORG	PARTIAL
DISTRICTS	PARTIAL	PARTIAL
POLICE	PARTIAL	FULL
FIRE & RESCUE	PARTIAL	PARTIAL
PROBATION	PARTIAL	PARTIAL
NHS DIRECT	NEW ORG	PARTIAL
CCG	NEW ORG	PARTIAL
EMAS	PARTIAL	PARTIAL
LPT	PARTIAL	PARTIAL
UHL	PARTIAL	FULL
CAFCASS	FULL	NO ASSESS *
NHS ENGLAND	NEW ORG	PARTIAL

* CAFCASS submitted a National Corporate Submission to LSCB Section 11 audit which gave detailed evidence regarding CAFCASS performance but did not give self-assessment grading's which could be measured as part of the local audit.

The Section 11 Audit shows that Leicestershire Police and University Hospitals Leicester (UHL) have improved their compliance since 2011/12, with most other agencies sustaining a partial compliance self-assessment. The only agency to move from full to partial compliance is Leicestershire County Council. The council's children and young people's service identified the need to ensure that the voice of children and families is systematically included in strategic planning, and to review their agency-specific information sharing guidance to assure full compliance, which has now been completed.

It is important to emphasise that the Section 11 methodology used in 2013/14 was different to that applied in 2011/12, so direct comparisons need to be treated with caution. The 2013/14 audit was a 'tougher test' and incorporated expectations relating to Working Together 2013 – some of which were in process within statutory timescales but not completed at the point the audit took place.

Some key issues arising from the audit have been incorporated into our business plan for 2014/15 and are covered later in this report.

All agencies that self-assessed themselves as partially compliant have produced improvement plans that will be monitored by the Safeguarding Effectiveness Group (SEG).

AGENCY	DECEMBER 2013
LEICS ASC	FULL
RUTLAND ASC	FULL
DISTRICTS	PARTIAL
POLICE	FULL
FIRE & RESCUE	PARTIAL
PROBATION	NO RESPONSE*
NHS DIRECT	FULL
CCG	FULL
EMAS	PARTIAL
LPT	FULL
UHL	PARTIAL
NHS ENGLAND	FULL

SAB Compliance audit

This was the first SAB compliance audit undertaken in Leicestershire and Rutland so there is no comparative data presented.

* Due the restructuring of the Probation Service into the National Probation Service and the Community Rehabilitation Service, they were not able to provide a response to the Adults Safeguarding audit.

Seven agencies have self-assessed themselves as fully compliant with the standards in the audit with the remaining respondents assessing themselves as partially compliant. Issues for improvement that have arisen from the audit include:

- engagement with the PREVENT agenda;
- hearing and acting on the voice of the service user – the need to extend participation and engagement to secure patient, service user and carer experiences.

Agencies will take steps to address partial compliance areas and thematic work across LLR will be put in place to address those areas of improvement listed above.

Other evaluation of Board Effectiveness

Prior to the development day held in January 2014, we self-assessed our effectiveness against the 'Top Ten Tips' included in the ADASS document entitled 'Safeguarding Adults: Advice and Guidance for Directors of Adult Social Services', that was issued in March 2013. Though designed specifically for adult safeguarding boards, the framework was adapted to cover both boards..

The outcome of this process is set out in the 'report on a page' presented opposite.

The three areas for improvement that arose were

- the further development of our quality assurance and performance management arrangements;
- extending the voice of the service user – whether this be children, young people or adults;
- improving our approach to risk management.

Immediate steps were taken to address all areas:

- the new quality assurance and performance management framework (QAPM) was introduced from quarter three of the financial year and is now being rolled forward into 2014/15
- steps were taken to engage with the two Youth Councils and Children in Care Councils for Leicestershire and Rutland and with Healthwatch in both counties, to enable user views to be drawn into our business planning process for 2014/15
- a programme of training in risk management was begun facilitated by EMIAS (now called 360 Assurance)

All these lines of action are further developed in this year's business plan.

SURVEY TO TEST LEICESTERSHIRE AND RUTLAND SAFEGUARDING BOARDS PERFORMANCE AGAINST ADASS 'TOP TEN TIPS'

Why test our position

In preparation for Safeguarding Adults Boards becoming statutory the ADASS published Top Ten tips for SAB's to test perception of their current position with the results of the survey informing the Business Plan 2013-16. In addition the self-assessment will be used as part of the East Midlands Peer Challenge process that is likely to be undertaken in October or November 2013.

Questions

The Chair

1 is independent, knowledgeable and skilled

The Board

2 Reviews the constitution 3 Plans and implements objectives 4. Has a performance framework 5. Self audits 6. Has a development session 7. Hears from and responds to people who have been through safeguarding 8. Has a mechanism to share data and intelligence 9. Tests if risk management is proportionate and coordinated 10. Developed and delivered a communications strategy

Development Days/sessions very positive-would like more

Independent Chair -confident, objective, outcome focussed

Ways Forward

- Series of development session to ensure board members are clear of their responsibilities
- Wider operational membership for subgroups and work streams
- Review Performance Framework
- The use of existing consultative groups should be better utilised to maximise engagement
- A more focused "Risks and Issues" register is to be completed and this then needs testing at the Board

Communications are managed well but Engagement needs to improve

Suggested Areas for improvement

1. Board members to be more engaged accountable and challenging
2. Performance Framework Development (PMF)
3. Joint working across LLR to secure consistent processes of PMF and audits
4. The Voice of the service user
5. Proactively engaging with the media and campaigns

Results – 7 responses

Q.1 Good
 Q.2 Good 6 Adequate 1
 Q.3 Good 3 Adequate 4
 Q.4 Good 2 Adequate 3 Poor 2
 Q.5 Good 5 Adequate 1
 Q.6 Good 5 Adequate 2
 Q.7 Good 1 Adequate 1 Poor 5
 Q.8 Good 4 Adequate 2
 Q.9 Good 2 Adequate 3 Poor 2
 Q.10 Good 5 Adequate 2

At the development day, board members considered the impact of operational changes implemented in the previous year.

Positive comments included:

- a more appropriate deployment of staff across the sub groups and the executive group;
- significant progress on the cross boundary procedures when a child is placed in one local authority by another;
- the development of the safeguarding competency framework for the children's workforce, and the corresponding framework for the adult workforce gathering momentum, and providing an effective means of evaluating the impact of our workforce development activity.

The development session included a review of the previous year's business, identifying areas for improvement within the newly developed priorities and discussed the current structure of the board and its subgroups.

Areas for development included the need to:

- develop intelligence as well as data (now incorporated into the four quadrant QAPM arrangements);
- understand from reports submitted to the boards who is actively safeguarding and who isn't (now incorporated into the QAPM framework);
- receive reports and to seek assurance that the multi-agency response to those missing/from school/home education is robust;
- receive reports and to seek assurance that the quality of referrals into Leicestershire and Rutland Children's Social Care and Adult Social Care are of good quality enabling the best outcome of referral to be implemented;
- better understand outcomes for children, particularly those in care, and the effectiveness of procedures such as requests for health assessments which health colleagues identified as requiring improvement;
- raise awareness of 'private fostering';
- test the effectiveness of the competency framework via audit;
- promote the board's website

All these areas for development are being addressed within this year's business plan.

Attendance at board, executive and sub-group meetings

Attendance at the Leicestershire & Rutland Safeguarding Children Board	
Independent Chair	100%
Statutory Members	
Children and Family Court Advisory and Support Service (CAFCAS)	50%
Clinical Commissioning Groups	100%
East Midlands Ambulance Service (EMAS)	75%
Borough and District Councils)district councils	100%
Lay Members (Two people Leicestershire & Rutland)	100%
Leicestershire County Council	100%
Leicestershire County Council Lead Member	75%
Leicestershire Partnership Trust	50%
Leicestershire Police	100%
Leicestershire & Rutland Probation Trust	50%
Leicestershire Schools & Colleges	75%
NHS England (Area Team)	50%
Rutland County Council	100%
Rutland County Council Lead Member	75%
University Hospital Leicester Trust	25%
Professional Advisers to the Board:	
Boards Business Office Manager	100%
Designated Doctor for Safeguarding Children	25%
Designated Nurse Children and Adult Safeguarding - CCG hosted Safeguarding Team	100%
Legal Services for the Safeguarding Boards	When required
Heads of Childrens Safeguarding in the two local authorities	100%
Other Members:	
Leicestershire Fire and Rescue Service	75%
Leicestershire Partnership Trust: CDOP Chair	25%
National Society for Prevention of Cruelty to Children (NSPCC)	50%
Voluntary Action Leicestershire	75%

Armed Forces – Kendrew Barracks	100%
Vista Blind (Voluntary Agency)	75%

Attendance at the Leicestershire & Rutland Safeguarding Adults Board	
Independent Chair	100%
Boards Business Office Manager	100%
Designated Nurse Children and Adult - Designated Nurse Children and Adult Safeguarding - CCG hosted Safeguarding Team	100%
Clinical Commissioning Groups	100%
East Midlands Ambulance Service	
Leicestershire County Council	100%
Leicestershire County Council Lead Member	100%
Leicestershire Fire and Rescue Service	75%
Leicestershire Partnership Trust	50%
Leicestershire Police	100%
Leicestershire & Rutland Probation Trust	50%
Legal Services for the Safeguarding Boards	When required
Borough and District Councils) district councils)	50%
NHS England (Area Team)	50%
Rutland County Council	100%
Rutland County Council Lead Member	100%
University Hospital Leicester	75%
Vista Blind	75%

During this year, we aimed to increase the engagement of front-line managers and middle leaders particularly through their membership of sub-groups. This move was also intended to reduce the number of board and executive members who also sat on sub-groups. This has been a successful initiative through which we have seen a reduction in the number of board and executive members attending sub-groups and an increase in other managers and staff attending sub-groups.

Budget

LSCB & SAB Budget 2013 -- 2014
Expenditure

Budget

LSCB - Allocation for LSCB multi-agency training position	£45,117
Domestic homicide Review Posts & Costs	£38,600
Staffing and running costs	£306,656
Learning Review Costs (Serious Case Reviews etc.)	£13,800
'Child sexual exploitation and missing' costs	£27,839
SAB multi-agency training	£6,123
TOTAL EXPENDITURE	£438,135

Income

Contributions to
SAB:

Rutland CC	£8,240
CCGs	£17,630
LPT NHS Trust	£7,970
UHL NHS	£7,970
Police	£7,970
Leicestershire County Council	£52,830
Total SAB income	£102,610

Contributions to
LSCB

Rutland CC	£52,250
CCG and Health providers	£55,760
Police	43,940
Leicestershire County Council	123,390
Probation	£15,560
CAFCASS	£1,100
Leicester City Council (training contribution)	£15,670
Police – CSE contribution	21,170
Brought forward from reserve account	£6,685
Total LSCB income	£335,525

TOTAL INCOME	£431,450
---------------------	-----------------

SAB & LSCB -- Overspend	£6,685
-------------------------	--------

Reserve Account Funding

1585 - Reserve Account applications	£89,444
-------------------------------------	---------

Commentary on the 2013/14 budget

The LSCB and SAB continue to receive the full amount required from the funding partners which reflects the previous year's contributions. There was still a significant reserve account held by the boards and steps have been taken to reduce this amount through establishing a fund to support SCRs should they be required and by creating a project support fund. The latter entailed a bidding process against our priorities that was open to all agencies working across Leicestershire and Rutland. A total of £130,000 was granted to nine organisations. For this financial year (2013/14), a total of £89,444 was committed from this fund. The balance will be paid out in the next financial year. The organisations have until 31st March 2015 to spend their allocation and to provide evidence of the added-value impact in delivering LSCB and SAB business priorities. We will monitor performance throughout 2014/15

Reserve account-funded projects

The nine organisations that successfully bid into the reserve account fund are listed below, together with an overview of the bid and the proposed outcomes against our priorities. The process was overseen by the Independent Chair of the Board and the Executive Group. In total 15 applications were received.

Overview of applications:

Community Action Partnership £8,880

Funding was allocated to provide training to Voluntary Sector organisations in Leicestershire and Rutland, to build confidence in the workplace in individuals who are working with adults, regarding safeguarding adult policy and procedure.

Women's Aid Leicestershire Ltd (WALL) £50,000

Through the introduction of a KIDVA team (Children's Independent Domestic Violence Advocates), WALL was funded to support a project with aims to: ensure child victims of domestic abuse are visible to local agencies through point of crisis and during the Multi Agency Risk Assessment Conference process; support the notification and sharing of information between key agencies in respect of domestic abuse; enable the Board to demonstrate clear, cohesive understanding of support available to children living with domestic abuse.

Leicester, Leicestershire and Rutland Training £7,000

This project provides support for the implementation of the revised safeguarding training strategy. Funding will be used to engage partners, increase awareness, support the change process and ensure learning is effective, assessed and embedded into practice to improve the effectiveness of the leaning and improve safeguarding practice and improve outcomes for children. This work will also support the quality assurance process.

Just Services Ltd £7,000

This project is to strengthen communication and engagement of people with learning disabilities with a view to improving quality and effectiveness of safeguarding outcomes for adults with learning disabilities in Leicestershire and Rutland.

Leicestershire Police £10,000

The bid is to support the creation of a multi-agency team to target child sexual exploitation (CSE).

National recommendations all recognise that having a joined up approach to tackling CSE is the most effective strategy. The money will be used to facilitate the move of key organisations to one office and the set costs associated with those moves. The aim is that by having a multi-agency, co-located team capable of receiving CSE referrals, we will significantly improve LSCB performance around CSE.

LCC - Community Safety Team £20,000

This bid aimed at strengthening the approach across all partners to domestic abuse in supporting the safeguarding of children and vulnerable adults – including embedding learning from recent DHRs. The plan is to secure dedicated expert trainer resource to expand the current programme of training to support the implementation of the Domestic Abuse, Stalking and Honour Based Violence (DASH) risk assessment across multi-agency partners, following endorsement from the board and the Domestic Abuse Strategy Board Estimated training requirement for Leicestershire & Rutland: 800 to 1,200 staff for DASH training.

LCC - CSE & Missing & Trafficking £21,000

This aim of this project was to ensure that the theatre drama production 'Chelsea's Choice' reached as many school pupils in schools as possible. The budget for the theatre production across Leicestershire and Rutland was divided proportionally against the number of eligible schools. There was a shortfall in the budget of £20,000 to be made up by a combination of charging and additional budget. The LSCB provided the shortfall resulting in the drama being seen by over 8,000 school pupils.

LLC Adults Training £7,000

The aim of this bid will be to develop the skills, knowledge and confidence of first line managers in registered care settings in Leicestershire and Rutland. As a result of this, managers should be more confident and competent in creating an environment where poor practice and situations of risk are identified and managed in a proactive way, thus limiting the risk of abuse and harm suffered by service users. This would be achieved by a multi-agency training programme, administered through the Leicestershire Social Care Development Group (LSCDG)

LCC Adults and Communities Leicestershire Learning Disability Partnership board £4,500

The Leicestershire Learning Disability Partnership Board (LLPB) intend to pilot a peer review service for service users and patients with a learning disability. They have been successful in securing National Development Team For Inclusion (NDTi) programme time to establish a group of 'self-advocates' (people who have a learning disability) who are trained in the art of meaningful conversation to review the safety and quality of services with people who are using them. The program seeks to enable peer reviewers, with support, to get an honest and open view of how people feel about their services and the impact on their lives. This will be set up as a social enterprise scheme and aims to be self-supporting financially in the longer term by charging providers/commissioners a small fee for under taking the reviews and providing challenge when needed and positive feedback where this is due.

A full evaluation of the projects funded through the reserve account will take place in the autumn of 2014, showing how the projects have successfully contributed towards our priorities.

Relationships with other partnership bodies

Examples of the impact that we have had on other partnerships and/or those partnerships have had on the safeguarding boards include:

- contributions to the JSNAs of both local authorities and the use of both JSNAs in the needs identification process for our annual business planning process;
- scrutiny and challenge of Children's Trust/Children's Commissioning Board development of early help strategies and their performance;
- scrutiny and challenge of the Supporting Leicestershire Families and Rutland Changing Lives strategies and exercising influence over these arrangements and their inter-face with safeguarding provision;
- Delivering two DHRs on behalf of the Community Safety Partnerships

The Independent Chair has presented both the SAB's annual report and business plan for 2014/15 to:

- The Health and Well-Being Boards in Leicestershire and Rutland
- The Children and Adult Scrutiny Committees in Leicestershire and Rutland
- The Cabinets of both Leicestershire and Rutland
- The Children's Commissioning Board, Leicestershire and the Children's Trust in Rutland

In December 2013 our first 'Safeguarding summit' was held at County Hall, Leicestershire to which Chief Officers of all constituent agencies were invited. The event aimed to engage directly with chief officers to: share the outcomes of the 2012/13 annual report, enable them to share priority safeguarding issues in their own individual organisations, and enable chief officers to identify shared priorities for action to be included 2014/15's plan.

Thirty-five people attended the event and were very positive about it to the extent that it has been agreed that this exercise will be repeated annually. A range of issues were drawn from this summit and included in this year's business plan. The issues and priorities that were highlighted included:

- The proposed new development of a secure college at the Glen Parva Young Offender institute and remand centre.
- Child sexual exploitation being a high end priority for safeguarding;
- The need for voice of the Care Quality Commission (CQC) needs to be heard on the board;
- The increase in care-home referrals;
- CQC inspection cause spikes in numbers of referrals;
- How do we show the effectiveness of training?;
- Our relationship with other boards needs to be more robust;
- Agencies who sit on both boards need to challenge both boards, rather than assume that a challenge made in the LSCB will apply to the SAB.

Domestic homicide reviews

Domestic homicide reviews (DHRs) were established on a statutory basis in 2011. Community Safety Partnerships (CSPs) hold the responsibility to commission a DHR should they feel a homicide meets statutory definitions. Our board undertakes these on behalf of the borough and district CSPs

A DHR is a review of the circumstances in which the death of a person aged 16 or over has, or appears to have, resulted from violence, abuse or neglect by:

- (a) a person to whom he was related or with whom he was or had been in an intimate personal relationship, or
- (b) a member of the same household as himself, held with a view to identifying the lessons to be learnt from the death

Agencies that have had involvement with the perpetrator of the violence, the victim and/or the wider family conduct their own internal agency review examining any work they have undertaken with one or more members of the family and their findings are drawn together under one DHR.

DHRs are intended to ensure agencies are responding appropriately to victims of domestic violence by offering and putting in place appropriate support mechanisms, procedures, resources and interventions with an aim of avoiding future incidents of domestic homicide and violence. The review also assesses whether agencies have sufficient and robust procedures and protocols in place, which were understood and adhered to by their staff.

The benefits of the boards taking responsibility for carrying out DHRs has been the ability to transfer the skills and experience in undertaking SCRs and to ensure that lessons learned are understood and acted on by both the board and the Community Safety Partnerships.

We have taken on the role of disseminating learning and promoting improved practice as a result of DHRs. For example, the following article appeared in the November edition of our newsletter, 'Safeguarding Matters', and highlighted some of the risks involving the use of weapons in domestic violence scenarios:

Assessing risk - the use of knives to threaten, abuse and kill.

DHRs currently being managed have highlighted the use of knives to threaten, reinforce or commit offences against friends, peers or partners.

Area arrangements

The Leicester Leicestershire and Rutland (LLR) Joint Executive Group for Children's Safeguarding

The Joint Executive met three times in 2013/14 and focused its work on cross-cutting developments to secure coherence and consistency across the area, particularly in support of those partner agencies that work across the three local authority areas. Key pieces of work undertaken included:

- Local authority single-assessment arrangements
- LSCB threshold protocol
- LSCB learning and improvement framework
- Reports from the Development and Procedures Group
- Reports from the Training and Development Group
- Reports from the CSE, Child Trafficking and Missing Sub-Group
- NHS proposed new information sharing project
- Roll out of the Signs of Safety work
- Agreement on the roll out of DASH assessment tool.

LLR Joint Executive Group for Adult Safeguarding

This new group was established in October 2013 and held a further meeting during the year 2013/14. Key areas covered included:

- Safeguarding procedures
- Training and development – including the development of the competency framework for safeguarding
- Mental Capacity Act 2005 (MCA) and Deprivation of Liberty Safeguards (DoLS)

The work of the Child Sexual Exploitation (CSE), Child Trafficking and Missing Sub-Group, the Training and Development Group, the LSCB Development and Procedures Group and the SAB Practice and Procedures Sub-Group are covered elsewhere in this annual report.

LSCB Voluntary and Community Sector Sub-Group.

A further example of our work to secure effective relationships with other partnerships across the wider area is our engagement with the voluntary and community sector (VCS) in Leicestershire and Rutland. In children's safeguarding, this work is driven through the LSCB Voluntary and Community Sector Sub-Group and we are taking steps to extend this approach with the adult services arena.

The Leicester, Leicestershire and Rutland LSCB VCS Reference Group works on behalf of the VCS, acting as a conduit for communication between the LSCBs and the VCS. It is proactive in engaging the VCS in the work of the two LSCBs and has the following responsibilities:

- To present VCS perspectives to the LSCBs and identify VCS representatives to attend LSCB Subcommittees as appropriate.
- To seek the views of the VCS on key safeguarding issues and raise awareness of the work of the LSCBs across the third sector.
- To raise the awareness of the LSCBs in relation to the work of the VCS.
- To identify appropriate safeguarding resources available to the VCS.
- To create and maintain appropriate links with other VCS networks.

A total of 10 different VCS groups are represented, with additional efforts being made to expand membership.

The VCS Reference Group has mapped and evaluated its own action plan against the priorities in our business plan to secure synergy between its work and our overall objectives. A detailed analysis of this work is presented at Appendix 4. Headlines in terms of the impact of the work of this sub-group aligned our priorities are:

- Securing effective communication and engagement with the VCS;
 - Improved understanding of the needs and contribution of the VCS to the safeguarding agenda within the Board and its sub-groups;
 - Sharing up to date information and increasing VCS access to the latest LSCB decisions, policies, practice guidance, learning and development;
 - Delivering a proactive approach to supporting both LSCBs and the VCS by aligning the action plan with the board's priorities
-
- Improving information sharing and highlighting learning from safeguarding reviews.
 - Extending membership that is representative of the sector; in terms of both the range of organisations, type of work undertaken and geographical areas.
 - Improving VCS awareness of the Safe Network and the support available to VCS organisations to improve their safeguarding standards and processes.
 - Promoting training opportunities and monitoring VCS access and uptake via the reporting undertaken by the 'Children's Workforce Matters Team.
 - Improving access to resources and training opportunities
 - Broadening membership to facilitate wider representation and cascade key safeguarding information.

The sub-group has started to look at the contribution it can make to the interface with adult services and safeguarding. Its key contribution to the SAB can be summarised as follows:

- Proactive steps to develop awareness of the role of the VCS within adults safeguarding

- Emphasis on the need to promote children's safeguarding as part of the adult's agenda
- Raising awareness of broader safeguarding considerations for professionals working with adults

East Midlands regional working

There is an active East Midlands Children's Services Improvement Network constituted by all nine local authorities in the region. Independent Chairs have taken an active role in the work of this network in collaboration with Directors of Children's Services. This has included Independent Chairs participating in peer reviews that are a feature of the network.

There is, in addition, an East Midlands Adult Safeguarding Group with which the Independent Chair has been engaged.

The regional and sub-regional groups provide the opportunity to:

- Secure efficiencies through collaborative working on issues of shared interest;
- Share effective practice;
- Harmonise processes and procedures where possible

In addition the 'second tier' meetings of officers in both the children and adult arenas have engaged in cross-regional work that has included: work arising from Working Together 2013; Ofsted readiness; pan-regional children's placement strategies; adult safeguarding procedures; Mental Capacity Act and Deprivation of Liberty developments.

Learning from local and national review processes

The Serious Case Review Sub-Group is responsible for drawing up and monitoring action plans to ensure that learning gained from SCRs and other reviews and their recommendations are fully implemented. The Safeguarding Effectiveness Group (SEG) is then responsible for testing the quality of the recommendations that have been implemented. This happens via the performance management framework that collates and presents the information for multi-agency scrutiny.

A range of methods is used to disseminate key learning, including our newsletter 'Safeguarding Matters'.

One example of the methods used during 2013/14 was the SCR learning event held on February 7th 2014 entitled 'Building Confidence and Learning Lessons from Serious Case Reviews'.

Serious Case Review Learning Event February 7th 2014
Building Confidence and Learning Lessons from Serious Case Reviews

Why hold this Learning Event

To ensure that learning from local and national review processes are incorporated into practice, and that learning from regional

Aim of the Event

To provide Information about national and local thinking and direction for learning from case reviews

To raise awareness and challenge to build individuals confidence to take action in safeguarding systems and processes

Give participants the opportunity to reflect on how they might develop their practice with tools to assist thinking around the key safeguarding messages

Attendance

193 front line practitioners, managers and trainers that provide services to adults, children and families at home, in care and the community

Impact of the Learning Event

Since the event there have been approximately 1,200 hits on the website to information relating to the Learning Event

Increase in hits on the Newsletter page from 74 in March to 492 in April

Article in Community Care Online re '20 Things to Consider' prompts national interest in the Safeguarding Matters and the work in the Boards

RECOMMENDATION – In order to test out changes in practice a follow up survey/interviews in September with participants who have outlined specific actions following the event

Follow up actions and reinforcing the message

- April and July Editions of Safeguarding Matters encouraging staff to use the tools provided in their workplace
- Photographs, Handouts and Presentations downloaded to the Boards website
- Trainers Network meetings agenda relation to safeguarding and working together
- Children and Families service are undertaking a Effective Case Review' in order to learn where practice has produced good/safe outcomes

Seeing the family as a whole unit and not just working with the adults who are present - Adult service practitioner

I need to develop my knowledge of adult services and safeguarding- Child Care practitioner

A reminder that we need to continually revisit our own responsibility to reduce risk- Health Practitioner

'I was hoping for specific and detailed examples from actual serious case reviews' 'More insight into local cases'

Participant's application of Learning to Practice

- Share with staff to build confidence to ask "Delilah" and "Wizard of Oz" questions 'Why, Why, Why?' and 'Because, Because, Because'
- I will share my learning in the POD groups I facilitate (Signs of safety)
- I have summarised main learning points for our organisation and presented these to the other 10 designated safeguarding officers
- In supervision I will use the '20 Things to Consider' and 'R for Remember' to understand and better analyse safeguarding practice
- I have shared the learning in our Corporate Management Team
- I will use the case studies in a team meeting

Evaluations

58 Participants completed post event evaluations (30% of the total attendance)

Question: Overall was the event useful to your work? (Score 1-5 with 5 being the highest)

81% 4-5
19% 2-3

Working Together 2013

The membership, constitution and terms of reference of the LRLSCB and its constituent bodies have all been reviewed and, where appropriate, revised to secure full compliance with Working Together 2013.

In addition, the LRLSCB agreed and published its threshold protocol and learning and improvement framework on 1st April 2014 and is now implementing it.

The multi-agency procedures were comprehensively reviewed in October 2013 to ensure compliance with Working Together 2013.

Care Bill/Act

Throughout 2013/14, we received updates on the passage of the Care Bill, specifically in relation to its implications for the adult safeguarding boards. Membership, governance and operational effectiveness have been reviewed at key points during the year to ensure that we were Care Bill-ready. This included self-assessing our SAB's effectiveness against the ADASS 'Top Ten Tips' referred to above. In addition, we have reviewed both membership and terms of reference in line with information that has been available.

Ofsted readiness

Following the publication of the new Ofsted framework for the 'Inspection of services for children in need of help and protection, children looked after and care leavers' and of the 'Review of the effectiveness of local safeguarding children board,' and the initiation of these inspections in November 2013, we updated self-assessment of performance against key descriptors of 'good' performance. An action plan to secure good or better performance across all these areas has been in place throughout and is monitored and evaluated as part of the quality assurance and performance management arrangements.

Effective challenge exercised by the board

Leicestershire Police and 'missing' children and young people

Leicestershire Police exerted a challenge to the board to reduce the number of repeat missing incidents, both to improve safeguarding outcomes for children and young people but also to address the significant pressures that responses to such incidents were placing on police officer time and resources. A reduction of these pressures was a priority within the Police and Crime Commissioner's Plan. This resulted in a piece of work with local children's homes that has resulted in reduced pressures on the police and better outcomes for repeat-missing children and young people.

The number of 'missing' reports recorded this financial year is 2,340, compared to the 5,417 recorded last year, a significant reduction of 57%. Whilst it is recognised that the introduction of the 'absent' category into the 'missing' framework may account for some of the drop, it is clear that the number of incidents overall has reduced. There have been 1,178 absent reports recorded this year. If these are added to the reports on missing, it equals 3,518 reports which is still a 35% reduction.

Police attendance at child protection conferences

The IRO Child Protection Annual Report 2012/2013 highlighted the issue of police attendance at and contribution to child protection conferences. The report stated that a number of conferences

had been stood down or have had to be reconvened due to lack of quoracy. This has been addressed by the Executive Group and the police have agreed to prioritise their level of attendance. Work was also undertaken with the police to improve the quality of their reports, and that work remains under review and development.

CCG challenge on the notification of changes in placement of looked after children

The CCGs exerted a challenge to children's social care colleagues about more consistently notifying health commissioners and providers of changes in the placement of looked after children. CCG boards had identified concerns based on examples where such notifications had not occurred.

As a result, the notification procedures were reviewed and social workers reminded of the need to communicate such changes within the timescales required by procedures. The regulations were amended in January 2014 which resulted in changes being made to our procedures and forms. To strengthen the process, the Independent Chair wrote to other local authority Directors of Children's Services who previously have not notified agencies when a child has been placed in Leicestershire or Rutland.

Individual performance of partner agencies

An important element of our assessment of effectiveness is to monitor the individual performance of agencies and, where appropriate, support and monitor identified improvements.

One way in which we undertake this work is to receive reports on inspections and reviews.

During 2013/14, a number of inspections and reviews took place including:

- The last **Ofsted inspection** of local authority arrangements for the protection of children in **Rutland County Council** was published in February 2013 and so was not reported to the LSCB until the year covered by this report. The overall outcome of this inspection was a judgment of 'adequate'. During the year, the LRLSCB has received regular reports on progress against the Ofsted action plan and has scrutinised and challenged reported improvement. The LRLSCB has focused particularly on those two elements which identified the need for development on the part of the board, notably: securing assurance of the effectiveness of the Early Help offer in Rutland, and; ensuring the 'voice of the child' is heard in the planning, delivery and evaluation of services. Both have been a key focus of the LRLSCB's quality assurance and performance management regime - further information is set out in parts B and C below.
- Between 21st February and 21st March, CAFCASS experienced its first national inspection and the local team was included as part of the Service Area A11 inspection. Ofsted judged performance to be 'good' with leadership and governance deemed to be 'outstanding'. Some positive headlines from the report include:
 - Family court advisers consistently work well with families to ensure children are safe and that the court makes decisions that are in children's best interest;
 - CAFCASS is good at identifying any risks to children and young people and writes good quality letters to the court before the first court hearing;
 - Children with the most complex needs get a service that is specific to their needs;
 - Children and young people are successfully helped to express their wishes and feelings and CAFCASS makes sure the court understands them;
 - Senior managers have been very effective in working with judges and other leaders to make changes in how everyone co-operates to make things better for children.

The areas for improvement identified in the report have been reported to us and CAFCASS will continue to report back on progress..

A full copy of the report is available on the Ofsted website.

- From 25th – 27th February 2014, Rutland County Council experienced its first ‘peer challenge’ as part of the Peer Challenge Team Review (PCTR) initiative, a key element of the Association of Directors of Children’s Services (ADCS) sector-led improvement arrangements in the East Midlands. The key lines of enquiry covered were: thresholds, step up/step down, the quality of CAFs and the voice of the Child. There was a significant focus on early help arrangements and the interface between early help and children’s social care. The PCTR lead found that services for children in relation to the key lines of enquiry had improved since the Ofsted Child Protection inspection in January 2013, which had judged these services “adequate”. Some key strengths were identified but there were also some areas for further development. It also confirmed that improvement and progress had been secured in the the two key areas of concern identified in the earlier Ofsted inspection report.
- Leicestershire County Council was subject to an early help thematic Inspection by Ofsted in January 2014. The inspection process does not include a judgment as its primary purpose is to contribute to Ofsted’s understanding of a particular subject area. The outcome was important to the LRLSCB given the priority given in our business plan to early help. Outcomes from this inspection included comments such as:
 - There is a clear commitment and drive by the local authority to offer effective early help.
 - Early help in Leicestershire was assessed as effective.
 - Where cases are led by local authority services, other agencies are contributing well. Inspectors noted good quality innovative operational practice.
 - Although there is clarity about local authority early help services, there is no overarching early help partnership strategy in place ensuring strategic ownership.
 - A strategy would also be helpful in setting out the contribution of partners. Single agencies do not appear to always consider what they can individually do to improve the circumstances of children and families.
 - LSCB training has produced clarity about the role of ‘first response’, the county council’s duty team, but not necessarily the role of referring agencies. This has contributed to burdening ‘first response’ with inappropriate referrals including referrals from agencies that have not attempted to obtain consent from families. There is therefore a need to more closely monitor the impact of learning and development to ensure desired early help practice outcomes are achieved.
 - The dedicated advice line for professionals within ‘first response’ was noted by inspectors as good practice to be shared nationally. However, they were also keen that the local authority reflected the same good practice in feeding back to agencies the results of a referral.
 - Inspectors found robust evidence of good operational practice but were not convinced that the local authority and partners had a shared vision of early help outcomes, held each other to account for these outcomes or made best use of other drivers to deliver these outcomes.

The following improvements are now being implemented and reported to the LRLSCB:

- The development of a multi-agency strategic early help plan and aligned commissioning strategy
- The implementation of a local authority early help performance framework and assurance that our performance framework includes early help components

- Threshold document revisited by LSCB and standard operating procedure of 'first response' to reinforce expectations placed on agencies
- LSCB to continue monitoring of learning and development to ensure the early help approach is embedded across agencies
- Leicestershire County Council's adult services were the subject of a Peer Challenge Review peer challenge review as part of the East Midlands Network arrangements. This took place from 6th - 8th November 2013 and safeguarding was one of the lines of enquiry. Strengths identified in this process included:
 - A clear vision and strategy for adult safeguarding across all agencies in Leicestershire. Partners strongly believed they were a part of this development. Partners commented that the Adult Safeguarding Board was well resourced and is effective and supportive.. There is representation on the board from senior staff members across a good range of agencies who are able to get things done and report to their respective boards/executives. It was clear from the people interviewed that safeguarding was "everybody's business".
 - Good support is given to the ASB by County Council officers and this has enabled it to develop. Partners commented that the current format of the two boards being held on the same day and having one chair was efficient.
 - The Serious Incident Learning Process (SILP) was regarded as good practice and reviewers were assured that learning from this is cascaded across all staff in partner agencies. There are some good areas of development with regards to prevention with the examples of the "keep safe card" and the "safe place" initiative.
 - There was a system and process in place to monitor and respond to potential "hotspots" of safeguarding, which would pick up potential providers who may be putting users at risk

A number of issues for consideration were identified including:

- The need to consider the implementation of the Care Bill, which would place adult safeguarding onto a statutory footing and will give the authority the opportunity to raise its profile
- A consistent approach to safeguarding across all partners is needed and there needs to be greater clarity about its definition. For example, the local NHS Trust carry out investigations regarding serious incidents, which may not always result in a safeguarding referrals. The local authority needs to ensure that, no matter what setting a person may be in, they have the same rights to be safeguarded as everyone else. There needs to be a robust thresholds agreement to support this consistent application.
- There is a large volume of safeguarding referrals from care homes. The potential to allow some independent providers to undertake their own investigations with support from the local authority was raised with us as a possible way of making this more efficient. We think this should be given careful consideration before proceeding.
- Customer feedback needs to be built upon. For example, care homes stated that they are aware of when a safeguarding referral is initiated, but often don't know about progress following the referral. There is also a need to look at the support for individuals who may be the subject of investigations, ensuring that they are supported during and after.

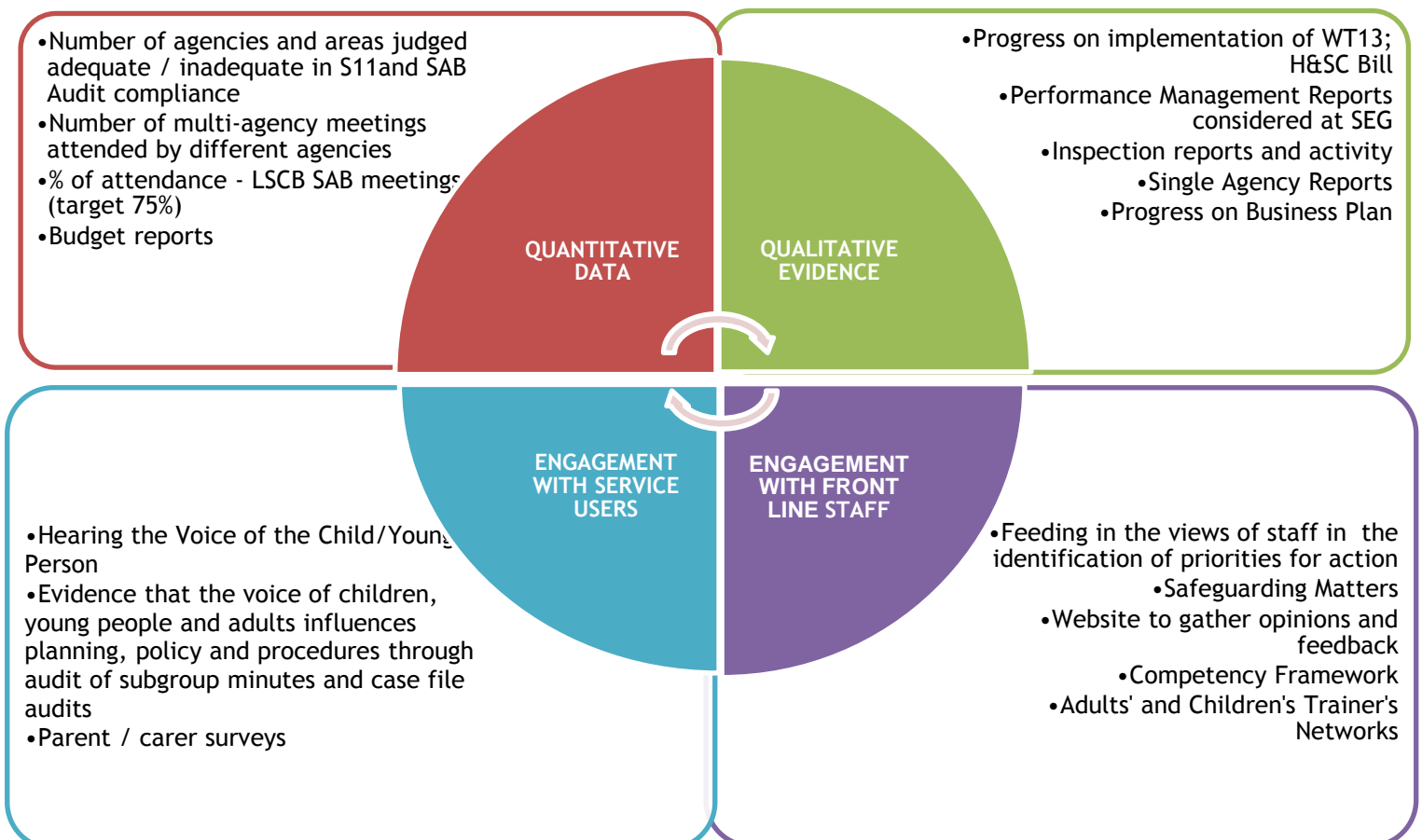
We carefully consider the outcomes of these inspections and reviews, together with each agency's yearly safeguarding report. We monitor recommendations, where appropriate, through the Quality Assurance Performance Management framework and build them into our future priority planning.

What do we need to do in the future?

In our business plan, we set out that we want to be assured that 'safeguarding is everyone's business' and outline the key priorities for next year:

- Ensure all agencies fulfil their responsibilities as set out in Working Together 2013 (WT13)
- Increase in compliance across Section 11(CA2004) and SAB compliance audits
- Ensure that the board, executive and sub groups have appropriate agency representation and high levels of attendance/participation
- Ensure SAB and partner agencies readiness for implementation of Health & Social Care Act
- Ensure that the board knows the safeguarding strengths and weaknesses of agencies, both individually and collectively, through challenge, scrutiny and performance management
- The board drives partnerships and agencies to own, prioritise, resource, improve and positively impact on safeguarding and receives management information to scrutinise and challenge performance
- To be assured that the 'voice' of children, young people and adults is heard and acted on
- To ensure partner agency contributions secure 'value for money'
- To secure inspection readiness across the partnerships

The framework through which we will test the impact of this work is set out as follows:



B. SECURING CONFIDENCE IN THE OPERATIONAL EFFECTIVENESS OF SAFEGUARDING PARTNER AGENCIES AND SERVICES THROUGH ROBUST QUALITY ASSURANCE AND PERFORMANCE MANAGEMENT OF SAFEGUARDING

The second priority in our business plan for 2013/14 was to secure greater confidence in the operational effectiveness of safeguarding partner agencies and their services, through further improving the rigour and robustness of our quality assurance performance management of safeguarding.

What we planned to do.

Quality assurance and performance management (QAPM)

Establish a robust QAPM framework that enables us to deliver our business plan and evaluate the impact of the safeguarding work and outcomes.

Develop detailed performance indicators that allow us to measure activity and outcomes.

Assurance that Children and Young People are safe

Secure assurance and confidence that the quality and impact of early help is effective and co-ordinated in securing improved safeguarding.

Secure assurance and confidence that the quality and impact of child protection and looked after children services are effective and co-ordinated in securing improved safeguarding.

Assurance that Adults are safe

Secure assurance and confidence that the quality and impact of universal and preventive safeguarding practice in relation to vulnerable adults is effective.

Addressing areas of key safeguarding risk in Leicestershire and Rutland

Secure confidence and assurance that procedures and practice are effective in improving outcomes for individuals and families within these priority areas of safeguarding risk:

- Domestic violence
- Child sexual exploitation
- Suicide and self-harm
- Missing Children and Young People
- Disabled Children
- PREVENT (counter-terrorism)
- Vulnerability of Adults with Learning Disabilities

Learning and improvement

Ensure that learning from local review processes (SCRs, SILP, DHR, CDOP etc.) is incorporated into the practice of agencies and secures improved outcomes for children, vulnerable adults and families.

Ensure that learning from regional and national review processes is incorporated into the practice of agencies and secures improved outcomes for children, vulnerable adults and families.

Secure confidence that LSCB and SAB procedures reflect legislation, policy and best practice and are being used effectively to safeguard children and vulnerable adults.

Secure clarity in accountabilities and reporting mechanisms in relation to Child Death Overview Panel and better understanding of issues which involve child deaths.

Secure confidence that member organisations have robust and safe commissioning and contracting arrangements.

Secure confidence that safeguarding is integral to the commissioning process for adult services.

A workforce fit for purpose

Secure assurance training is improving outcomes for children and vulnerable adults through the Training Effectiveness and Workforce Development Strategy.

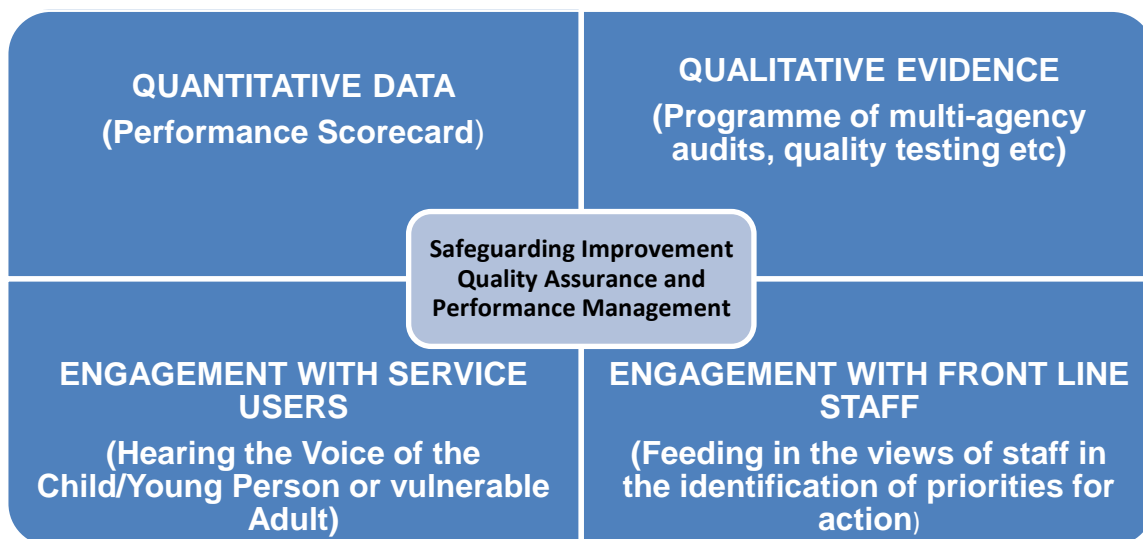
Secure confidence that all partner agencies understand and are compliant with their safeguarding responsibilities.

What we did

Quality assurance and performance management (QAPM)

The LRLSCB and LRSAB has undertaken a comprehensive reviewBoth boards have comprehensively reviewed and redesigned its their quality assurance and performance management arrangement to secure more holistic, robust and rigorous evaluation of its impact on service quality and safeguarding outcomes.

The new approach is designed around a 'four quadrant' model of quality assurance and performance management.



In addition to extending the scope of our framework across the four quadrants, there was an underpinning objective to extend the range of performance management information across partner agencies in both the children and adult arenas. There has been significant progress made in relation to the collection and collation of partner information in relation to children and young people but more limited progress in relation to adult safeguarding, and this will remain a priority for action in our 2014/15 plan.

The **Safeguarding Effectiveness Group** (SEG) has played a key role in the development and

improvement of our QAPM work. Steps taken this year have included:

- Review of the terms of reference including membership. Frequency of meetings changed to quarterly in line with PMF reporting. Membership of auditing task group improved to bring in QA expertise.
- The PMF has been developed and agreed by all agencies and provides a much richer range of information across the four areas of quantitative, qualitative (audit), the voice of service users and the voice of the workforce.
- A generic case file audit tool has been developed which all agencies have agreed to use and this has been piloted. Barriers to effective information sharing were found to be the key issue raised by this pilot audit and is being addressed.
- A multi-agency audit of the 'step up, step down' procedure was undertaken. This focused on the "step up- step down" to and from child protection plans.
- A multi-agency audit was undertaken at Swanswell

The outcomes and actions arising from these audits are set out in the 'impact' section below.

An analysis of the Section11 audit is covered earlier in this report.

Evidence of impact of training is also covered later in this report.

Assurance that Children and Young People are safe

The LRLSCB now receives performance data that tracks a child's journey from universal service delivery, through early help and into child protection and children in care services. The data, both quantitative and qualitative, is set out in the impact section below.

What has been the impact of what we did?

Quality assurance and performance management (QAPM)

The new QAPM arrangements were introduced in October 2013 and reports have been made for quarters three and four. Where data was available for quarters one and two, these have now been incorporated into the end of year reports. Headline data is set out below.

As set out above a number of audits have been undertaken and the outcomes of these are set out here.

Key learning from the generic audit included:

- Securing more consistent relevant agency participation in strategy discussions ;
- Ensuring feedback is given to referrers to confirm that the referral was received and what outcome transpired;
- Finding that communication with all relevant agencies assists in better outcomes for children
- Review of referrals to children's services and social care regarding children witnessing domestic violence to ensure risk is assessed

The audit identified an issue with the recording of domestic abuse information sent from the police to 'first response'. There is a large volume of this information, most of which was below the threshold for action as a referral or assessment. First response commissioned a business analyst to examine the information to determine risk and more administrative support has been allocated.

In the 'step-up, step-down' audit, 44 responses were received from a variety of statutory and non-statutory agencies. Six of the Leicestershire and three of the Rutland cases were judged to be "good", with the remaining Leicestershire cases rated as "inadequate" and "requires improvement", and one Rutland case was judged to be "outstanding".

Key findings included that:

- In the vast majority of cases there was evidence of good practice, especially in pre-birth assessment and conferences
- Management oversight in the main was considered satisfactory
- No timeframes were recorded in any of the child protection plans for the Leicestershire cases. This has since been addressed by the safeguarding unit
- Some issues of "think whole family" (e.g. parental mental health or learning disability etc) and communication between adults services and children's services were identified and will be addressed by the relevant agencies
- The "voice" of the child and family was evident in most cases
- Reports to child protection conferences were of a high standard and the correct format was used in all but one of the cases
- There were concerns about the visibility of individual children in complex and large families
- Services to parents whose children are removed do not address loss and may result in them having more children removed in future

The Swanswell audit was undertaken in response to a theme identified in a SCR and related to parental substance misuse and its impact on children. It tested whether there was evidence that staff working with adults have increased awareness of risk and protective factors regarding safeguarding children, and improved compliance in talking to parents about safe storage of medication.

Swanswell completed the case file audit in November 2013. It was specific to prescribed drug users who were open to treatment at the time of the audit - 10% of cases were audited which equated to 27 cases and was carried out by Swanswell Senior Practitioners. Improvements can be evidenced across all domains. The information below identifies the outcomes of the audit, including good practice, lessons learnt and an action plan to follow up lessons learned

	Feb 2013	Nov 2013
Number of children in contact with service users had been recorded	70%	89%
Date of birth and residency of the children were recorded in of cases audited	50%	71%
Cases detailed the protective factors of the service user. Examples of these protective factors include negative drug tests, stability in treatment, supportive non-drug using partner/spouse.	45%	70%
Prescribed service users audited who's medication was unsupervised showed evidence of a safe storage box being in use and safe storage of medication being discussed	25%	70%

Leicestershire Safeguarding Children leaflet and conversations concerning the risk of harm to children recorded on the data recording system HALO	38%	70%
Cases were discussed with other agencies due to identified concerns, including safeguarding teams and General Practitioners (GPs).	30%	73%

Assurance that Children and Young People are safe

Performance - Across The Childs Journey

LSCB objectives

- The LSCB provides a rigorous and transparent assessment of the performance and effectiveness of local services.
- Areas of weakness and the causes of those weaknesses are identified
- Evaluate and where necessary challenge the action being taken.
- Have clear thresholds in place to ensure the needs of children are correctly identified and receive the right intervention, at the right time and in the right way.



What were the issues?

- Whilst existing thresholds were in place for each authority, guidance for frontline staff was fragmented and confusing for partner agencies working across authority areas.
- The Board was not fully aware of the extent of the Early Help Offer
- The performance framework was not enabling effective performance management
- Partners have reported to the LSCB they had not been getting feedback about referrals
- Timeliness of assessments have been identified as a issues in leics
- Participation of young people had been noted to have dipped in LAC reviews
- Numbers of Private fostering too low



What has been delivered?

- Both Leicestershire and Rutland have strong partnership arrangements that delivers an integrated Early Help offer.
- A new Threshold document has been published by the LSCB
- Both LA's are reporting increase awareness of Thresholds and knowledge of available services
- Following challenge from the LSCB new processes for managing feedback to referrers have been introduced (Leics)
- A new performance framework and reinvigorated SEG robustly monitors partnership performance
- The Board has asked for and received an explanation regarding timeliness of assessment
- The Boards has requested and received regular updates on young peoples participation in LAC reviews
- The Board has challenged Private Fostering performance and is delivering a publicity campaign



What has been the outcome?

- The 'front door' arrangements in both authorities provide effective decision making and triage by experienced social workers based on clear thresholds
- Both LA's are reporting a significant increase in the number of cases engaged in Early Help
- All referrals have been receiving response letters (from 1st June)
- Assessment timeliness has improved
- Participation in LAC reviews has improved
- The Board has a fuller understanding of performance and has insured the business plan reflects priorities for improvement
- The numbers (albeit still low) of Privately Fostered children is improving

THE CHILD'S JOURNEY IN LEICESTERSHIRE

Early Help

Assurance that early help was improving access to support for children at an early stage and preventing needs escalating through the system has been a key priority for us. Throughout the year, we've received reports on the development of Early Help in Leicestershire, by. By April 2014, a central point of access was created through the newly expanded first response children's duty team. The creation of a 'priority 3' desk has supported a new and more joined up way of working to support these requests the County Council and partners. The new approach supports prompt triage of requests for service through a social work led team followed by a needs-led identification of services and support through locality based multi-agency hubs.

The development of an early help offer and integration of services has made significant progress with the existing services of Children's Centre's, Family STEPs, Youth Service children's centres, family steps, youth service, and Supporting Leicestershire Families coming together under the early help badge. This has been supported through the formation of locality hubs. Established to support identification of services for priority three requests - where the issues and needs are multiple and complex - they are based on district/borough council boundaries and involve all the early help services, together with children's social care, housing, welfare, community safety, adults and communities, LPT (SPELL OUT) children and family services, as well as other key providers in each area. The success of the hubs has been twofold: enabling a much greater understanding of the roles and remits of each individual service creating a positive environment for collaborative working, as well as ensuring that families with multiple and complex problems receive the most appropriate response to their needs. Further work is needed to streamline processes and ensure that the twice monthly meetings remain focused and efficient.

Sitting behind changes in practice, system changes within early help have enabled much greater sharing of information across the county council's children and family services. The development of Framework-i as a shared case recording system across early help and social care has supported both closer and collaborative working. The introduction of 'step up' and 'step down' processes has enabled the transfer of cases between the two in a streamlined and more efficient way. Early help practitioners are supported to identify and respond to risk and wherever possible and appropriate continue to provide support to the children, young people and families while social care assesses and responds to the areas of concern.

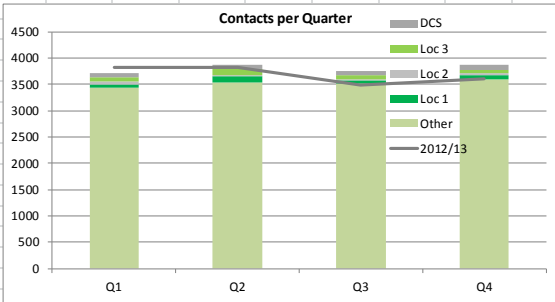
During the year, Leicestershire's children and family services has seen an increase in request for service of approximately 60% compared to the number of CAFs initiated in a similar timeframe. The changes to process and service delivery have ensured that whenever possible, a family that has identified needs but does not meet social care thresholds, can be offered support through early Help services or the broader locality provision.

During 2013-14, a single early help assessment has been developed which incorporates 'Signs of Safety' approaches. As part of the assessment process, the 'Family Outcome Star' is used both as a tool for exploring family difficulties and a method for monitoring progress towards outcomes. The tool enables families and practitioners to identify areas for improvement and map progress at regular review periods. A comprehensive evaluation programme is being developed in order to understand more fully the evidence of 'what works' in early help.

In April 2013, Supporting Leicestershire Families began recruitment for the locality based teams of family support workers (FSW). By end of March 2014, 51 FSWs were in post, supported by eight senior family support workers and a service manager. Within the first year, 338 families received

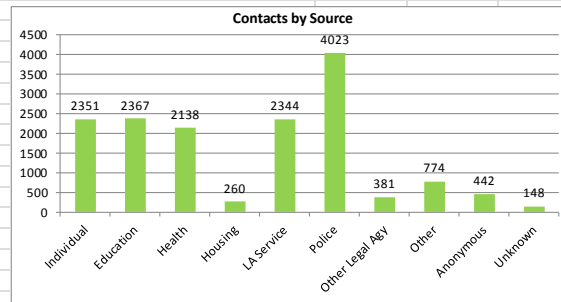
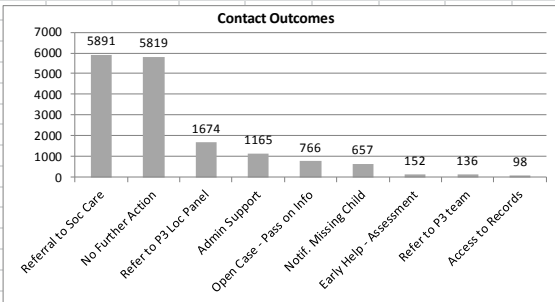
support through the service. Alongside Supporting Leicestershire Families service delivery by the end of March 2014, the 'Payment By results (PBR) programme had identified that 633 Leicestershire families have been 'turned around' according the criteria.

CONTACTS: Frameworkki

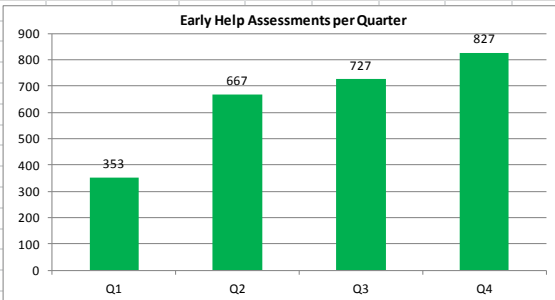


Locality/Team	Completed	%	In Progress
1. NW Leicestershire, Hinckley and Bosworth	305	2%	3
2. Oadby, Wigston, Market Harborough and Blaby	163	1%	0
3. Charnwood and Melton Mowbray	320	2%	2
Disabled Children's Service	328	2%	1
Other (inc First Response)	14112	93%	85
Total	15228	100%	91

Quarter	Completed	Ref to Soc Care	% to Early Help
Quarter 1	3724	37%	13%
Quarter 2	3872	40%	11%
Quarter 3	3762	41%	12%
Quarter 4	3870	37%	15%
Total	15228	39%	13%

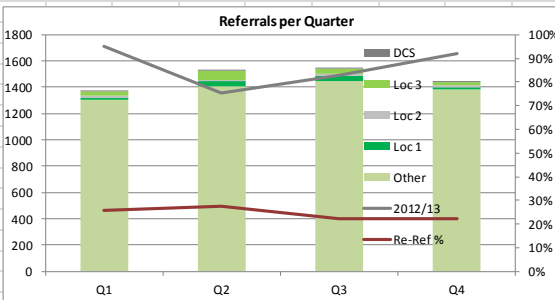


EARLY HELP ASSESSMENTS: Frameworkki



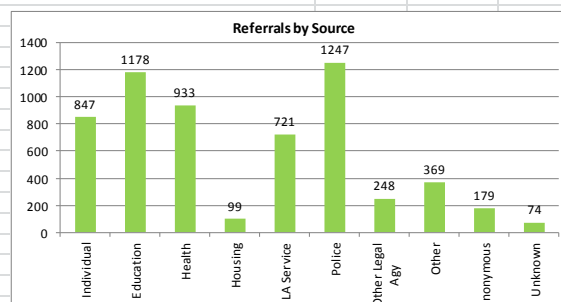
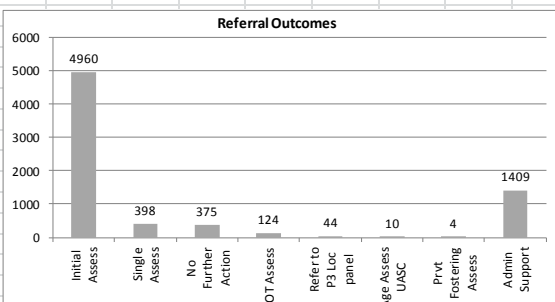
Locality/Team	Completed	%	In Progress
SLF Charnwood	420	16%	8
SLF North West Leics	395	15%	7
SLF Hinckley & Bosworth	289	11%	8
SLF Blaby	171	7%	0
SLF Melton	168	7%	3
SLF Oadby & Wigston	124	5%	0
SLF Harborough	114	4%	1
Children's Centres	341	13%	11
Early Years & Family Support Service (Fam Steps)	331	13%	12
County Youth Service	172	7%	5
Locality Team CAF	41	2%	0
Other	8	0%	1
Total	2574	100%	56

REFERRALS



Locality/Team	Completed	%	In Progress
1. NW Leicestershire, Hinckley and Bosworth	107	2%	2
2. Oadby, Wigston, Market Harborough and Blaby	51	1%	0
3. Charnwood and Melton Mowbray	172	3%	2
Disabled Children's Service	17	0%	0
Other (inc First Response)	5548	94%	3
Total	5895	100%	7

Quarter	Completed	% Re-referrals	% to IA/SA
Quarter 1	1372	26%	89%
Quarter 2	1527	27%	93%
Quarter 3	1551	22%	94%
Quarter 4	1445	22%	87%
Total	5895	24%	91%



Supporting Leicestershire Families

The Troubled Families Unit (TFU) has identified that Leicestershire has 810 troubled families, of which the expectation is that one sixth - 135 - are to be supported by existing family work, and the TFU will provide providing 'Payment By Results' (PBR funding for the remaining families (675).

When the results for February 2014 were announced in May 2014, the press release issued by the Prime Minister's Office about the publication made reference to the success in Leicestershire having 'turned around' 78% of families, placing it third highest in the country behind the Isles of Scilly (100%) and Wakefield (85%).

The TFU is currently in the process of developing its plans for phase two of the PBR programme due to start in April 2015. The TFU have invited authorities to express an interest in starting phase two early and Leicestershire County Council has expressed an interest.

Child protection

Volume of contacts and referrals

The total number of contacts for the year was 15,228 of which 5,895 (38%) went on to be referrals.

This equates to 452 referrals per 10,000 children. This is low compared to the national average - 520 per 10,000 children - and East Midlands average -585.6 per 10,000 children. However, in Leicestershire, early help cases are progressed to assessment and service provision as 'contacts' rather than referrals.

Initial Assessment /Core Assessment performance

A total of 80% of referrals to children's social care go on to initial assessment. In Leicestershire, the 10 working day timescale from referral to completion of initial assessments was retained until the end of February 2014. The end of year completion rate within timescales was 55% - however, this figure was affected by technology issues during the year and preparation for the introduction of the new single assessment. Remedial action to address this recurring ICT problem has been taken.

Core assessments were also affected by this and completions within timescale were 68%.

In the first period of the new reporting year, it is anticipated that completion of the new single assessments will be reported as significantly improved.

Child protection performance

At the end of March 2014, 446 children were on child protection plans - this equates to 29.3 per 10,000 children and is significantly lower than the national average - 37.9 per 10,000 children - and statistical neighbour average of 32.6 per 10,000 children.

At the end of September 2013, numbers on child protection plans had fallen from 393 (end 2012/13) to 373, reflecting the success of better co-ordination and identification of early help interventions. The figure then rose to 427 at the end of December 2013, reflecting the high national profile of serious case reviews from the West Midlands and North Yorkshire and the impact these had on local demand.

Duration of child protection plans, 18+ months and reasons for levels of repeat conferences

The number of protection plans lasting two years or more improved and decreased to 4.8%, placing Leicestershire in the second quartile of all local authorities in England.

Children becoming subject to a child protection plan for a second or subsequent time also decreased, again placing Leicestershire in the second quartile of all local authorities and better than statistical neighbours.

Review of child protection plans in timescale fell from 100% (2012/13) to 97.9% (2013/14) due to an administrative error in calculating the review dates, which has now been rectified.

Key data relating to child protection performance is set out below.

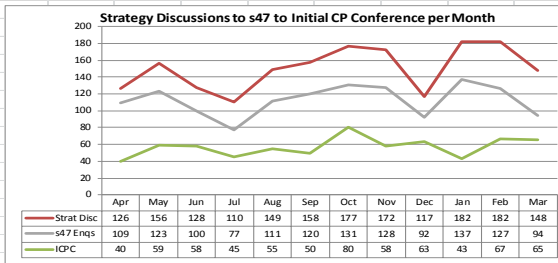
Contact, referral and assessment

Leicestershire	Q1	Q2	Q3	Q4	Total
Number of contacts to children's social care (include referrals)	3724	3872	3762	3870	15228
Number of referrals to children's social care	1372	1527	1551	1445	5895
Number/Percentage of referrals resulting in a completed initial assessment	1113	1183	1267	1098	4661
	81.1%	77.5%	81.7%	76.0%	79.1%
Percentage of initial assessment carried out within 10 working days	58.0%	56.0%	53.0%	53.0%	55.0%
Number of initial assessments escalated to core assessments	635	612	648	904	2799
Number of core assessments carried out within 35 working days	71.0%	71.0%	71.0%	63.0%	68.0%
Number of strategy discussion meetings	410	417	466	512	1805
Number of S47 enquiries	332	308	351	358	1349

Leicestershire	Q1	Q2	Q3	Q4
Number of children subject to a child protection plan	378	373	427	446
Number in each category of abuse				
Neglect	80	56	60	81
Physical	22	23	36	26
Emotional	35	29	60	68
Sexual	16	13	17	14
Multiple	225	252	254	257
Numbers by ethnicity				
White	310	310	367	377
Mixed	31	28	31	30
Asian	21	15	18	27
Black	4	1	9	11
Other	3	4	1	1
Undetermined ethnicity	9	15	1	0

Leicestershire	Q1	Q2	Q3	Q4
Numbers by age				
Unborn	25	24	22	15
0 - 4	159	159	191	189
5 - 9	101	98	124	146
10 - 15	84	83	76	85
16+	9	9	14	11
Numbers by gender				
Male	182	183	207	211
Female	171	166	198	220
Unborn	25	24	22	15
Percentage of child protection cases which were reviewed within required timescales	100.0%	100.0%	98.0%	97.9%
Number of child protection cases allocated to a social worker	373	370	425	445

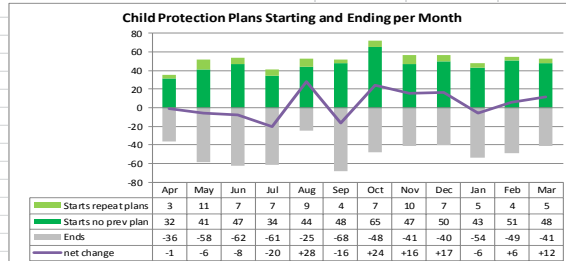
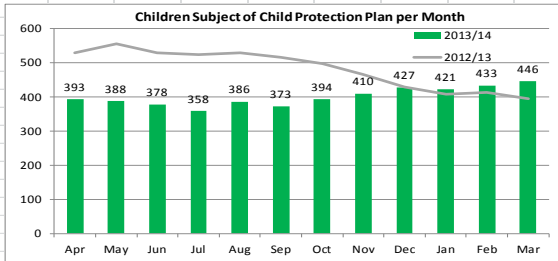
CHILD PROTECTION - Process



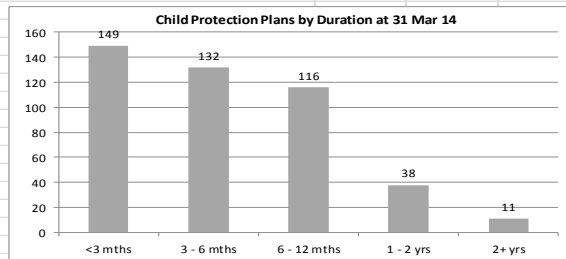
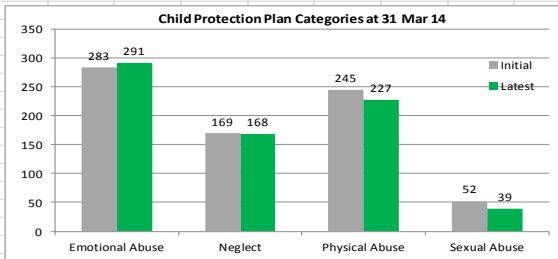
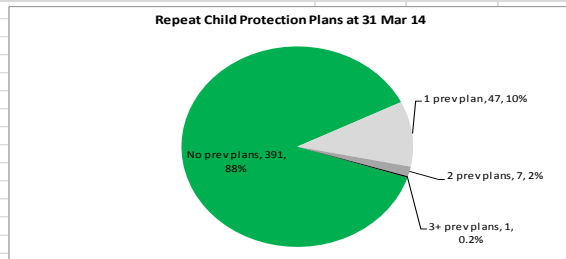
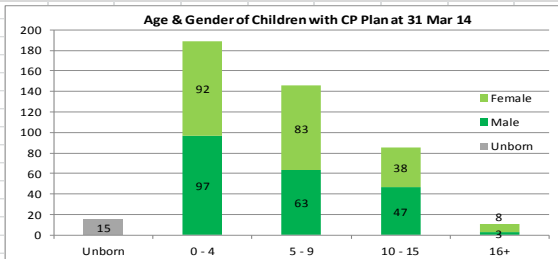
Locality	Strat Disc	Section 47	s47 to ICPC
1. NW Leicestershire, Hinckley and Bosworth	642	503	49%
2. Oadby, Wigston, Market Harborough and Blaby	472	343	56%
3. Charnwood and Melton Mowbray	571	444	50%
Disabled Children's Service	18	12	67%
Other	102	47	28%
Total	1805	1349	51%

Locality	ICPC	ICPC to CPP	Plans 31Mar14
1. NW Leicestershire, Hinckley and Bosworth	246	88%	123
2. Oadby, Wigston, Market Harborough and Blaby	193	93%	151
3. Charnwood and Melton Mowbray	223	82%	158
Disabled Children's Service	8	100%	14
Other	13	85%	0
Total	683	87%	446

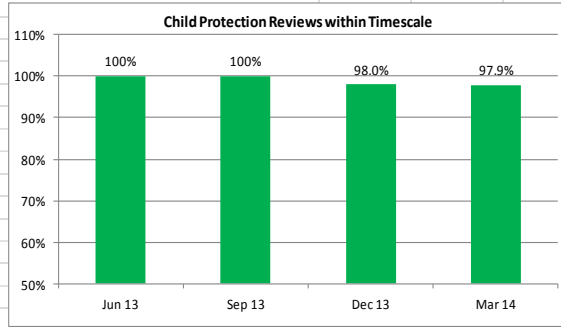
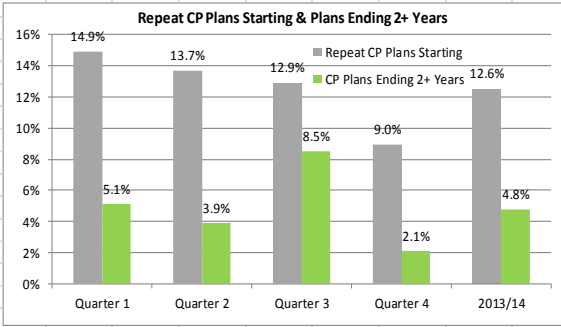
CHILD PROTECTION - Trends



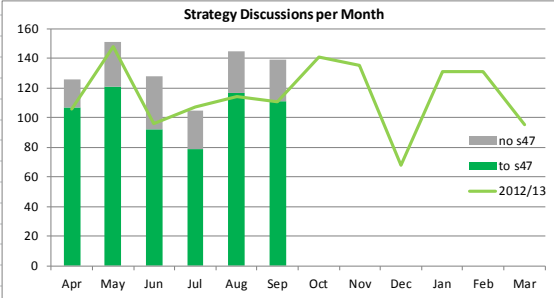
CHILD PROTECTION - Current



CHILD PROTECTION - Performance

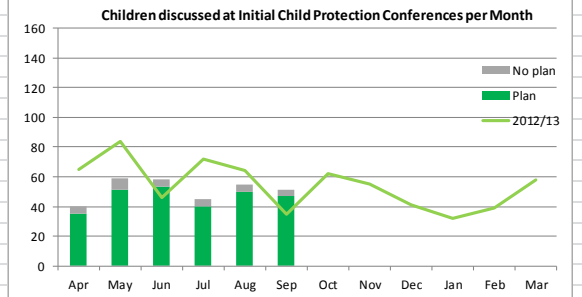
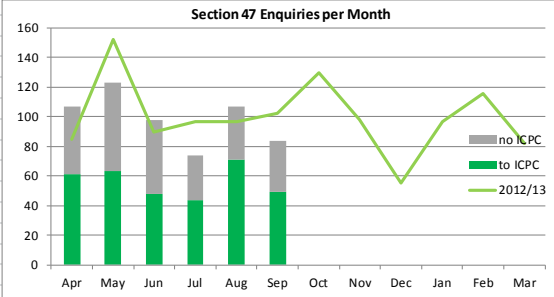


CHILD PROTECTION - PROCESS

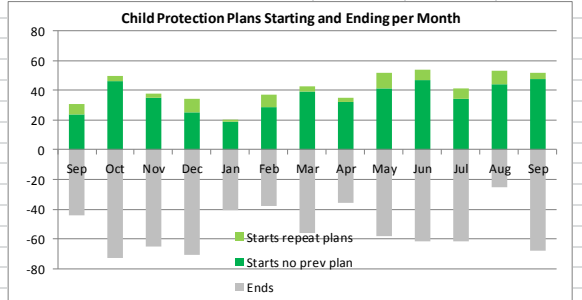
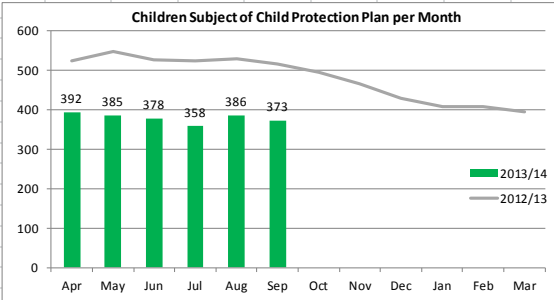


Locality	Strat Disc	s47	s47 to ICPC
1. NW Leicestershire, Hinckley and Bosworth	306	222	47%
2. Oadby, Wigston, Market Harborough and Blaby	220	158	51%
3. Charnwood and Melton Mowbray	261	210	44%
Disabled Children's Service	7	3	100%
Other	0	0	0%
Total	794	593	48%

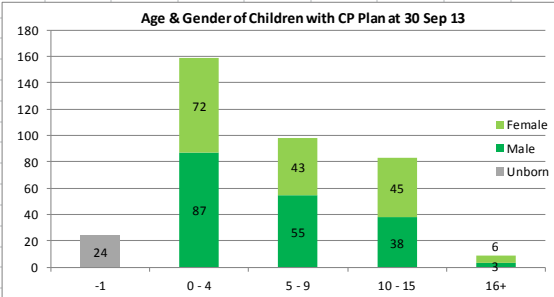
Per 10,000 under 18 population	Strat Disc	s47	ICPC
1. NW Leicestershire, Hinckley and Bosworth	152	110	55
2. Oadby, Wigston, Market Harborough and Blaby	89	64	38
3. Charnwood and Melton Mowbray	124	100	47
Disabled Children's Service	1.1	0.5	0.5
Leicestershire	120	90	47



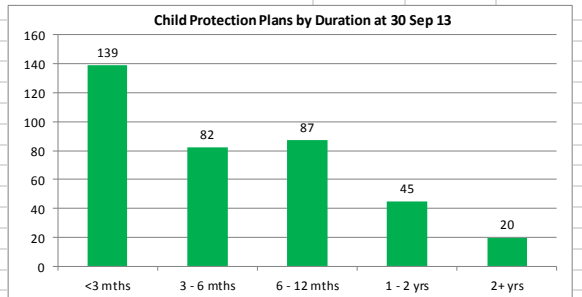
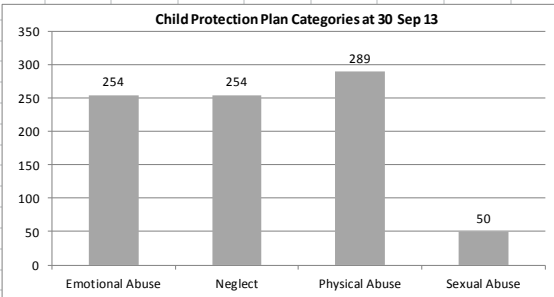
CHILD PROTECTION - TRENDS



CHILD PROTECTION - CURRENT



Locality	CP Plans	Per 10,000 pop
1. NW Leicestershire, Hinckley and Bosworth	93	23
2. Oadby, Wigston, Market Harborough and Blaby	119	24
3. Charnwood and Melton Mowbray	153	36
Disabled Children's Service	4	0.3
Unallocated	4	0.3
Total	373	28



Looked after Children

Children in care numbers

At the end of March 2014, there were 490 looked after children in Leicestershire. This is an increase from previous quarters but still significantly lower than the national average. Leicestershire has 32 per 10,000 children in care, compared to 60 per 10,000 children nationally and statistical neighbour average of 48 per 10,000 children. However, since the year of Peter Connelly's death in Haringey in 2008/9, care applications in Leicestershire have risen from 2.9 per 10,000 child population to 6.3 in 2013/14. Internal auditing by the council's Children and Young People service, peer review and Ofsted inspections have all confirmed that the 'right' children are in care in Leicestershire and that they are safe and feel safe.

Placement stability

At the end of March 2014, only 9% of children in care had three or more placement moves in line with national and statistical neighbour averages.

Educational outcomes for children in care

Key stage 1

- The achievement of children in care in Leicestershire at KS1 is below national data for reading, writing and maths. However, the cohort is very small, containing only six pupils and the difference between Leicestershire and other comparisons is often one child. Due to this, it is difficult to draw meaningful conclusions.

Key stage 2

- At this stage, the achievement of children in care in Leicestershire is above national data on all measures except reading, and compares favourably with regional and statistical neighbours on most measures. The cohort is larger than KS1 but still relatively small, containing 12 pupils.
- Progress in key stage 2 is generally better than national averages and the gap between CLA and all pupils in Leicestershire is narrower than national gaps. However, progress needs to be accelerated in order for Leicestershire CLA to reach age-related expectations at the end of KS2.

Key stage 4

- At this stage, the achievement of children in care in Leicestershire is (cohort of 33 students) is significantly below national CLA data against the key measure of 5A*-C, as many of the 2013 cohort were not working at this level. The final figure was also affected by one student who did not achieve the predicted C+ in English – this exemplifies how small margins can impact headline figures with a small cohort.

However, several students achieved grade D GCSEs which is a solid foundation to build on post-16. For example, in terms of 5A*-D including English and maths, 15% or 7/33 students

achieved this measure. Extending this to 5A*-G, 70% of CLA achieved this, showing that the majority of children do leave school with some qualifications (82% achieved at least 1 A*-G).

- Following our focus on gaining qualifications in both English and maths, out of the whole cohort of 45 students, 35/45 young people achieved qualifications in both English and maths. That means 77.7% of our total Looked After Children 'Virtual School' cohort have a good grounding on which to build at key stage 5 (post 16 education).

The gap between children in care and 'all' children widens as children move from early years to primary, and from primary to middle/secondary schools. This pattern is also reflected nationally. The priorities for the virtual school remain: improving progress over time in relation to the often low starting points of children in care raising end of key stage attainment levels; and narrowing the achievement gap between children in care and 'all' pupils.

Leicestershire	Q1	Q2	Q3	Q4
Number of looked after children	453	469	472	490
Ethnicity				
White	386	404	404	429
Mixed	49	46	45	43
Asian	11	6	7	7
Black	0	3	3	5
Other	5	6	6	5
Undetermined	2	4	7	1
Age				
0 - 4	146	152	148	140
5 – 9	86	89	87	97
10 – 15	138	133	144	146
16+	83	95	93	107
Gender				
Male	261	270	272	258
Female	192	199	200	198
Percentage at period end with three or more placements	7.4%	5.3%	7.0%	9.0%
Stability of placements : length of placement	63.4%	63.6 %	67.9%	67.6%

What do the children and young people in care think about the services they receive?

Information from Children in Care Council (CICC) will be sought in future quarters. The Leicestershire CICC met in February 2014. They had several new members, explained roles and elected new members to represent Leicestershire on the Family Law Justice Board. They also held a family law participation group session. They discussed health assessments and feedback was passed to the CCG. On 17th February 2014, along with the Chair and Deputy Chair, several members of the Leicestershire CICC attended the National Childrens Bureau, Corporate Parenting Board event meeting, along with other East Midland CICC members.

THE CHILD'S JOURNEY IN RUTLAND

Early help

The development and improvement of early help was a key improvement priority arising from the last Ofsted inspection of child protection in Rutland in 2013. There has been an underlying trajectory of improvement in the number of CAFs undertaken in 2013/14 as indicated in the table below.

Number of new CAFs	Q1 - 12	Q2 - 31	Q3 - 17	Q4 - 30	TOT - 90
Number/Proportion of children's social care referrals that result in a CAF	4.8%	16.4%	10.8%	34.1%	15%
	3	10	8	15	36

The number of CAFs completed has increased by 45% from 62 in 2012/13 to 90 in 2013/14. This demonstrates the increased use of early help and results from:

- Robust implementation of thresholds: where appropriate, families are directed into CAF rather than social care
- Implementation of "intent to CAF", whereby the duty team chases contacts that do not meet the social care threshold to ensure that a CAF referral is made (out of 42 cases, 39 resulted in a referral)
- Six multi-agency CAF training courses which have increased confidence in the use of CAF
- Improved step up step down processes, so that children are more likely to be receiving the right level of help at the right time
- A new early intervention model developed by the Families First Board. This strengthened the early intervention process and offer within the CAF model. Ninety families were also worked with pre-CAF by Rutland County Council as a single agency.

The CAF process has been particularly effective at working with families experiencing emotional harm and neglect.







	Q1	Q2	Q3	Q4	Total
Rutland					
Number of new CAFs	19	11	9	23	62
Number/Proportion of children's social care referrals that result in a CAF	11.6%	9.3%	1.2%	11.8%	
	10	10	1	12	33

The percentage of referrals from social care to CAF has increased from 8.7% to 15%. This demonstrates the increased number of cases stepped down from social care to CAF and results from:

- Strengthened relationships between early intervention and social care through joint monthly management development sessions
- Monthly Munro sessions cascading the above work to local practitioners
- The introduction of a Multi-Agency Support Panel which ensures that children are directed towards early help where appropriate

Changing Lives Rutland

At April 2014, 34 families had been identified as meeting the criteria for the 'Changing Lives' programme. Work had begun with 30 of them and 10 successful claims for payments by results. This means that the authority has exceeded its target of working with 30 families by March 2015 well in advance of timescales. Rutland has applied to become an "Early Starter" for the 2015-16 programme accessing the upfront funding available to do this as we meet the eligibility criteria of working with 90% or more of their families and will have claimed results for having turned around at least 50% of their families by the end of June. A further 10 families have been identified with whom work could begin in 2014/15.

01/04/12 to 31/03/13	01/04/13 to 31/03/14	Status
631 contacts opened to social care	690 contacts opened to social care	 8.5%+
Of those 378 went onto referral	Of those 240 went onto referral	 36.5% -
Of all contacts, 41 were stepped down / recommended to CAF	Of all contacts, 64 were stepped down / recommended to CAF	 9.43% +
Of those that went onto referral 3 resulted in a CAF	Of those that went onto referral 34 resulted in a CAF	 14.1% +
76 cases open to CAF	93 cases open to CAF	 18% +
24 cases stepped up from CAF	5 cases stepped up from CAF	 79% -
Data not recorded or not available	Single agency (2 unmet needs) External Lead Professional (TAF Changing Lives (Troubled Families) engaged Changing Lives (Payment by Results) Participation in early intervention services	90 33% 100% 33% 400

As can be seen from the data above, although there has been a slight increase in the overall number of contacts opened to social care, there has been a significant positive change in data that demonstrates the following:

- 'Step up step down' procedure is working well
- Single assessment and thresholds for referral and intervention is robust
- Confidence in the CAF process has improved with the increase in referrals and evidenced by evaluations

d) Early intervention offer prevents escalation of issues to CAF/social care

In addition other key data that evidences the impact of early help services provided by the council and its partners is as follows:

Data Headlines	2012-13	2013-14
Prevention of homelessness	53	86
Children's centre's reach 0 – 5	41.5%	90.02%
NEET (not in education, employment and/or training)	1.2%	0.8%
Child poverty	8.4%	8.4%
Under 18 conception rate	6.2%	6%

In addition, the self-evaluation (SEF) of children's centres, 2013-14 had determined a grading of 'good' in all four areas. There is an inspection readiness group chaired by the Head of Service to prepare for an expected Ofsted Inspection within 2014-15. The last Ofsted Inspection was in November 12, achieving a 'satisfactory' grading.

Child protection

	Q1	Q2	Q3	Q4	TOTAL
Number of contacts to children's social care (include referrals)	185	157	169	179	690
Number of referrals to children's social care	62	61	74	44	241
Number of referrals including domestic abuse incidents	8	3	1	7	19
Number of referrals made by EDT/out of hours team (including those that were recorded as contacts only)	4	1	11	13	29
Number/Percentage of referrals going onto Initial assessment	49	53	66	44	212
	79.0%	86.9%	89.2%	100.0%	85.3%
Number/Percentage of initial assessment carried out within 10 working days	48	48	62	40	198
	98.1%	90.6%	93.9%	93.0%	93.3%
Number/Percentage of initial assessments escalated to core assessments	9	14	25	8	56
	18.3%	26.4%	40.3%	20.0%	26.4%
Number/Percentage of core assessments carried out within 35 working days	44	36	37	17	134
	97.8%	94.7%	86.0%	58.6%	92.9%
Number of strategy discussion meetings	16	30	14	17	77
Number of S47 enquiries	12	30	14	17	73

The number of contacts to children's social care has increased, reflecting the national trend. However, the number of referrals has decreased by 36%, evidence that the use of early help has been very effective in slowing down the referral rate and that thresholds are being applied more rigorously by the duty team. There have been more referrals made by the emergency duty team (EDT), which results from the improved EDT arrangements (involving the robust application of thresholds and use of signs of safety) since Leicestershire County Council took on this service, resulting in more appropriate referrals to children's social care.

The percentage of referrals progressing to initial assessment has increased from 71.4% to 85.3%, indicating good use thresholds, resulting in appropriate referrals.

A total of 93% of initial assessments were carried out within 10 days and 93% of core assessments within 35 days.

Rutland	Q1	Q2	Q3	Q4
Number of children subject to a child protection plan	23	26	29	34
Number/Rate in each category of abuse				
Neglect	8	7	7	7
Physical	0	1	3	4
Emotional	11	11	1	5
Sexual	1	1	6	4
Multiple	4	6	12	14
Ethnicity - Number in each category				
White	22	22	24	29
Mixed	1	1	1	1
Asian	0	0	0	0
Black	0	2	2	2
Other/Unborn	0	0	2	2
Undetermined	0	1	0	0
Age of child on protection plan				
Unborn	1	0	2	2
0 - 4	9	15	11	15
5 - 9	8	7	5	5
10 - 15	5	3	11	12
16+	0	1	0	0
Gender of child on protection plan				
Male	14	14	14	18
Female	8	12	13	14
Unborn	1	0	2	2
Percentage of child protection which were reviewed within required timescales	100.0%	100.0%	89.7%	100.0%
Number of child protection cases allocated to a social worker	100.0%	100.0%	100.0%	100.0%

There has been an increase in the number of children subject to a child protection plan, as a result of more complex cases entering the system, reflecting a national trend. The majority of cases relate to multiple categories or neglect. There have been more 0 – 4 year olds and more 10 – 15 year olds in this group, resulting from larger numbers of sibling groups. All child protection plans were reviewed within the required timescales and there were no unallocated cases.

Looked after children

Rutland	Q1	Q2	Q3	Q4
Number of looked after children	30	33	39	34
Ethnicity				
White	25	29	31	27

Mixed	1	3	2	2
Asian	0	0	0	0
Black	2	0	4	3
Other	2	1	2	2
Undetermined	0	0	0	0
Age				
0 - 4	7	9	11	9
5 - 9	8	7	7	7
10 - 15	9	10	10	9
16+	6	7	11	9
Gender				
Male	16	16	16	15
Female	14	17	23	19
Percentage at period end with three or more placements Target - < 6%	0.0%	0.0%	0.0%	0.0%
Cases which were reviewed within required timescales Target - > 75%	100.0%	100.0%	100.0%	100.0%
Stability of placements: length of placement Target - > 70%	85.7% (annual figure)			

The number of looked after children has also increased. Of note is the increase in over 16-year-olds in care. There was an influx of unaccompanied asylum-seeking children (6 in November and December). Placement stability has been excellent, with no children requiring three or more placements. More foster carers have been recruited and trained, which has helped to secure placement stability and provided an increased choice of placement. All looked after children cases were reviewed within required timescales.

Rutland-specific improvement priorities for 2014/15 are:

1. Revised thresholds to be launched in April 2014, as a result of which it is anticipated that there will be an increase in CAF cases.
2. Multi-agency support panel (MASP) to be expanded to minimise drift in child in need cases.
3. New quality assurance framework to be launched in April 2014, strengthening the audit process.
4. Families First Strategy to be refreshed to provide more detail on processes to be followed.
5. Single referral process to be launched across Leicester Leicestershire and Rutland.
6. Transfer protocol for step up step down cases between teams to be updated.
7. Peer challenge action plan under implementation to strengthen management oversight and engagement of children and young people.
8. Monthly joint performance summary meetings across early intervention and children's social care to be implemented in April 2014 to enable enhanced scrutiny and challenge of performance.
9. Early help and children's social care to be integrated into one unit in mid-2014.
10. Youth housing project due to open on 3rd November, improving accommodation options for older children.
11. Work to ensure the children's database is fit for purpose.

Independent reviewing officer (IRO) reports

A key source of quality assurance and performance management information that enables the board to test child Protection and looked after children service performance is the IRO service in each of the two authorities. We received annual reports from the IRO teams in both Leicestershire and Rutland.

In Leicestershire:

There has been a reduction in the number of initial and review child protection conferences as shown below:

2011-12	1165 (this included 5 Rutland conferences)
2012-13	1105
2013-14	1031

This matches a downward trend over the three years of reducing number of children subject to plans measured at year end (31st March) from 524 (2011-12), 393 (2012-13) and increasing to 446 (2013-14).

However, it is important to see that numbers have been rising towards the end of the year as seen in the table presented on page 54 above.

The distribution of reviews compared to last year is as follows:

Type of conference	2013-14	2012-13
Initial	274	256
Initial pre-birth	64	57
Initial receiving -in	25	21
Initial re-convened	2	2
First review	296	284
Subsequent review	370	485

The most frequent single categories of abuse identified in plans are neglect (18%) and emotional (15%), which demonstrates a convergence in the proportions over the period. Multiple categories continue to be at a significant level.

Number child protection in each category of abuse	Q1	Q2	Q3	Q4
Neglect	80	56	60	81
Physical	22	23	36	26
Emotional	35	29	60	68
Sexual	16	13	17	14
Multiple	225	252	254	257

A key strength identified in this reporting year has been the introduction of the 'grow safety' model which was supported by the LRLSCB. The key purpose of introducing this approach was to make

clearer the concerns about the child's safety and the plans and targets to secure safety and allow for the child and family voice to be heard.

Overall performance on the timeliness of conferences is covered above. However some additional concerns were identified in the annual report on which the LRLSCB has requested action. This includes:

- concern that families are not receiving the case conference report within the LSCB procedures timescales; whilst performance is better than it was in 2012/13 the LSCB is concerned that in over 60% of cases the papers are not with parents two days before the meeting;
- Inconsistencies in the quality of information submitted by partners. Primary health practitioners do provide comprehensive reports in a timely way for conferences. The reports received from the child protection co-ordinators of Leicestershire Police are often received in advance, though the presence of representatives to speak to the information is often variable. Reports are rarely provided from GPs in the agreed format. The information when provided is often as a letter containing the factual information but rarely with a view or analysis. Information from schools is also received in a variety of formats, and rarely in the prescribed LSCB format.

Action on both these points has been requested by the LRLSCB in 2013/14 and performance will be closely monitored.

A positive development has been the provision of a dedicated advocate to support young people in the child protection conference process which began on 3rd June 2013. The service is offered to every young person over 10 years old who are subject of a child protection conference. Over the period since it began operating directly there have been 102 referrals to the service. The service was provided to 53 young people with the advocate representing or supporting them in 54 conferences. In addition a further six young people aged between seven and nine were supported as they were the younger siblings.

In the reporting period the Safeguarding Improvement Unit dealt with eight complaints from parents. Of these, six were resolved by contact with the complainant either by a meeting or letter. One appeal against a child protection conference decision was heard through the revised appeals procedure. The appeal was not upheld, though learning points around the way in which the involvement of an absent father is supported was noted for locality social work practice.

In conclusion, the strengths, challenges and areas for improvement arising from the IRO service annual report are:

Strengths

- the introduction of the 'grow safety' model into child protection conferences to make clearer the concerns and risks, better target plans and outcomes and enable the child and family voice to be heard;
- provision of a dedicated advocacy service to support children over 10 years old in child protection conferences;
- Reduction in the number of complaints;
- The introduction of the 'listening and support service' for children that go missing.

Challenges

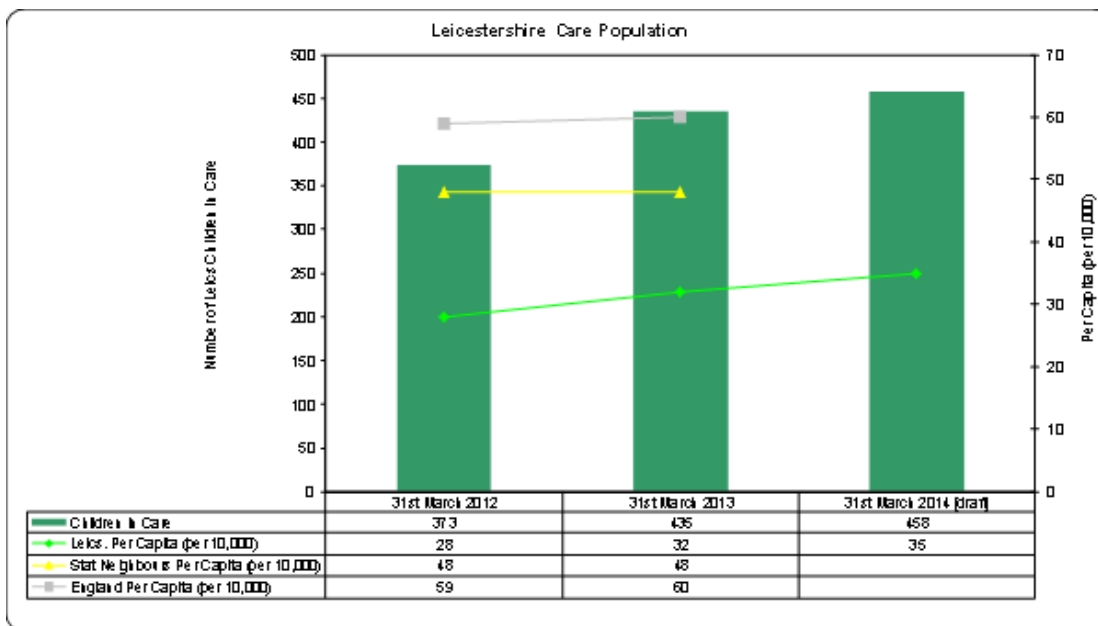
- To ensure that the category of emotional abuse complies with the definition set out in Working Together 2013 and DfE guidance;
- To ensure that families receive case conference reports with the defined LSCB timescales;
- To secure consistent partnership attendance at conferences to secure quoracy and to improve the consistency of the quality of information submitted by partner agencies;
- To ensure that the data input from Framework-i is accurate and on time.

Areas for improvement

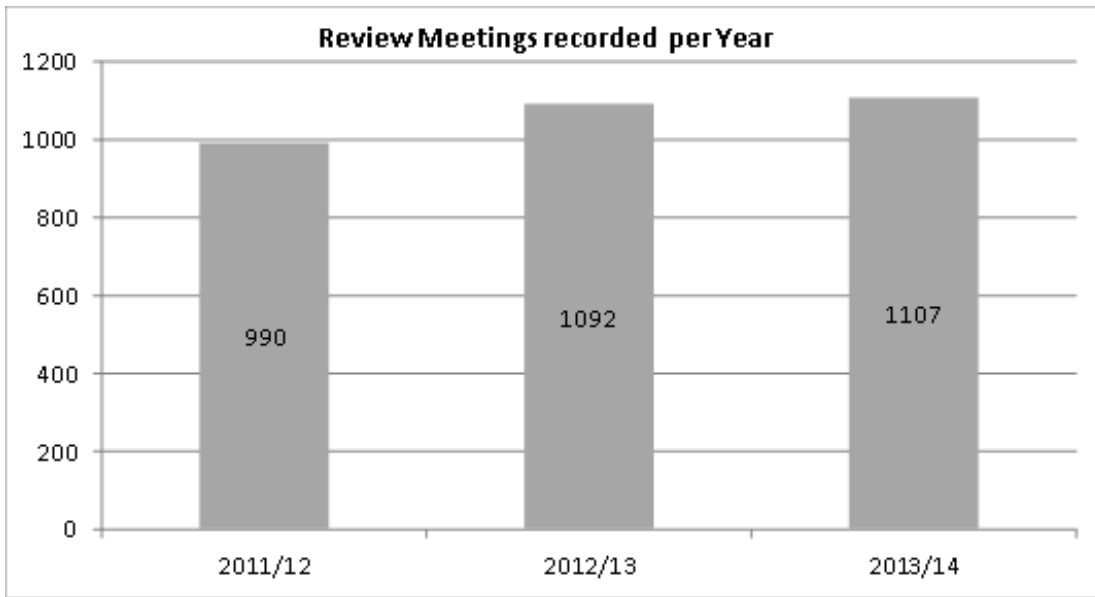
- Agency representation at case conferences must be secured to ensure that conferences are quorate and can take place within timescales set out in the LSCB procedures;
- Agency provision of accurate and concise information in the prescribed LSCB format
- More regular recording and monitoring of IRO challenge and escalation;
- Return interviews to be consistently carried out when children go missing

In relation to the IRO children in care annual report:

The year-end figures below, highlight how the children in care population in Leicestershire has seen further growth over the 2013-2014 period in comparison to the previous two years. It has been as high as 500 during this year which has inevitably had a further impact on IRO caseloads and capacity to deliver.



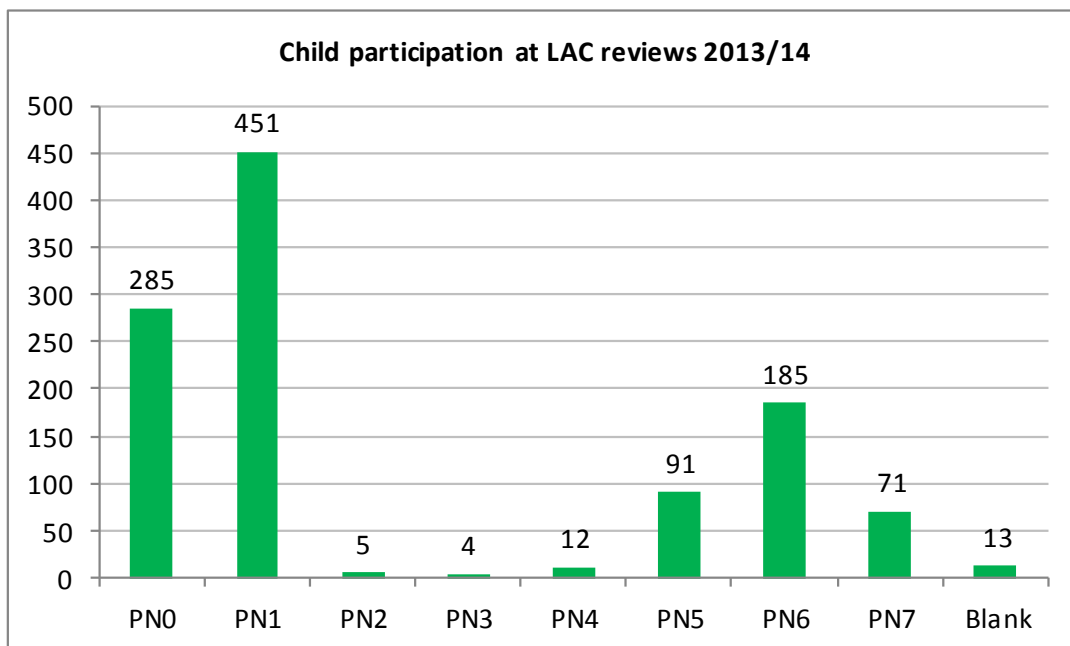
Between 1st April 2013 and 31st March 2014, a total of 1283 reviews for children were held. This compares with previous years as follows:



(Please note that the difference between the 1,283 and 1,107 figures above are explained by differences in the Framework i reporting system)

Of the 1,283 looked after children reviews held over 2013-2014, 98.8% were held within the prescribed timescales. This is a good achievement and a further improvement compared to 97.9% and 98% in the prior two periods. There were 16 out of 1,283 reviews that did not take place on time over 2013-2014 (1.2%).

Child participation in reviews was as follows



- PN1 children who attend their reviews and speak for themselves;
- PN2 those who attend but communicate via an advocate;
- PN3 those who attend and convey their views non verbally;
- PN4 those who attend but don't contribute;

- PN5 children who do not attend but brief someone to speak on their behalf;
- PN6 do not attend but communicate their views by another method;
- PN7 those who do not attend and do not convey their views in any other way.
- PN0 represents children under the age of 4

The strengths, challenges and areas for improvement that emerge from the IRO annual report on children in care are as follows:

Strengths

- Defined IRO lead areas on children using sexually abusive behaviour, child sexual exploitation, Signs of Safety, complex care needs, national/regional developments and soon to be created, care leavers;
- The dual role of IROs across child protection and care which provides continuity across the child's journey;
- 98.8% of the 1283 reviews carried out within prescribed timescales which is an improvement on the previous two years;
- Increased numbers of children participating in their reviews from 88.5% to 91%;
- IRO service attendance and involvement at joint solutions and permanency forums, education of children in care meetings and with the specialist LAC health team;
- Challenge meetings between IRO service managers and the Assistant Director.

Challenges

- Maintaining manageable caseloads within the current capacity of the service given the increased number of children in care;
- Ensuring that the process for children coming into care and their first review is fully understood and implemented by social care staff;
- Ensuring that the data input to Framework i is accurate and timely;
- Establishing an effective approach to ensure that children with communication needs and disabilities can participate in their reviews.

Areas for improvement

- Improved quality and timeliness of preparation for reviews;
- Consistency regarding assessment, care planning and notifications of/consultation with IROs regarding changes in a child's case;
- Clear understanding of the IRO statutory role across the children's workforce;
- Improved placement sufficiency and suitability to support stability and permanency

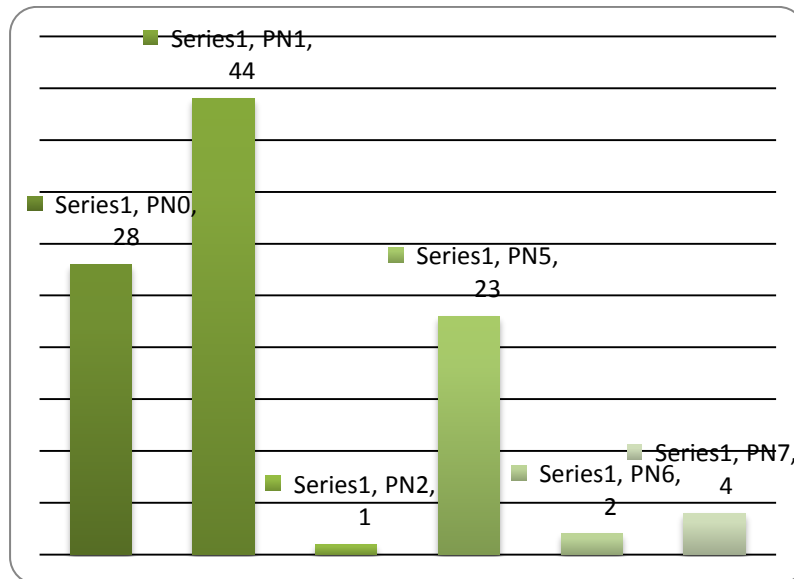
In Rutland

The IRO report relates only to looked after children reviews

At the end of March 2014, there were 34 looked After children in Rutland compared to 29 at the end of the previous year.

In the year 2013/14 the IRO service conducted 102 reviews (compared to 75 in the previous year) and 100% of these were held with timescales.

Participation of children in their reviews is set out in the following table:



PN0	Child aged under 4 at time of the review	28
PN1	Physically attends and speaks for his or her self	44
PN2	Physically attends and an advocate speak on his or her behalf	1
PN5	Child does not attend but briefs an advocate to speak for his or her self	23
PN6	Child does not attend but conveys his/her feelings by a facilitative medium	2
PN7	Child does not attend, nor are his or her views conveyed to the review	4
		102

Strengths

- looked after children receive a good quality service;
- all looked after children were in education and personal education plans in place;
- whilst 20 children were placed out of area all were within 30 miles of Oakham;
- social workers have achieved the 26 week timescale for the new public law outline, ensuring that plans for children are concluded speedily;
- there are good relationships with CAFCASS;
- there is strong evidence of children and young people's participation in reviews;
- feedback from carers, agencies and children about the IRO and review meetings is very positive
- the authority has secured more local placements for teenagers
- contact arrangements between children and their parents have improved since last year.
- The majority of the recommendations in the IRO annual report 2012/13 have been implemented.

Areas for improvement

- The timescale for the availability of social work reports still needs to be improved;
- More local foster placements need to be identified for teenagers requiring provision;
- Further consideration needs to be given to securing accommodation for sibling groups;
- Children who no longer need to be subject to a placement order should have these orders revoked as agreed in their care plans and review meetings;
- Discussions need to be undertaken with Child Adolescent Mental Health Service to ensure

that their services better meet the needs of Rutland children in care.

Private fostering

The annual report on private fostering across both Leicestershire and Rutland was presented to the LRLSCB at its meeting on 11th July 2014. The paper reported that during the period April 2013-March 2014:

- five new notifications of an arrangement meeting the definition of private fostering had been received;
- Of these three were females and two males;
- All notifications were for white/British children;
- The average age of those privately fostered was 15 ;
- All but one were managed according to the visitation regulations;
- All but one were dealt with within seven working days of notification;
- All but one had subsequent visits within timescales in the period 2013/14;
- All of these arrangements had now ended.

The other case that remained was due to the young person being risk assessed as potentially being in a 'connected carer' placement. The young person is now in an appropriate family and friends foster care placement.

All these cases are Leicestershire cases. There are no recorded private fostering arrangements in Rutland.

The key concern arising was the low number of private fostering arrangements reported. Comparison with statistical neighbours suggests that Leicestershire County Council should be assessing and supporting up to 50 private fostering arrangements per year. Equally it would be expected that some such cases would occur in Rutland though comparisons are more difficult given the small population of the county.

Action has already been taken in 2014/15 to address this concern. New private fostering awareness leaflets have been produced to raise understanding amongst professionals and the wider community, and increase reports. The main point of contact between staff and the carers of privately fostered children and young people will be targeted. This will include schools, GPs, and health visitors. The ambition is to see a marked increase in referrals during 2014/15.

Assurance that adults are safe

As set out earlier in this report, the development of our new quality assurance and performance management (QAPM) framework has included extending the range of data and information we have to assure ourselves that vulnerable adults are safe. A key part of this is the scorecard now used to monitor key adult safeguarding referral and protection arrangements that are set out earlier in this report.

The key data for Rutland adult safeguarding in 2013/14 is as follows:

2013/2014	Total
Rutland	
Safeguarding referrals from community	29
Safeguarding referrals from residential	62
Primary client type for safeguarding referrals	
Phys. disability / frailty / sensory imp.	40
Mental health needs	2
Learning disability	6
Substance misuse	0
Not recorded	1
Primary client age for safeguarding referrals	
18-64	7
65-74	2
75-84	15
85+	25

The key data for Leicestershire adult safeguarding in 2013/14 is as follows:

2013/2014	Total
Leicestershire	
Safeguarding referrals from community*	622
Safeguarding referrals from residential*	1,127
Primary client type for safeguarding referrals	
Phys. disability / frailty / sensory imp.	725
Mental health needs	444
Learning disability	189
Substance misuse	3
Not recorded	0
Primary client age for safeguarding referrals	
18-64	340
65-74	134
75-84	309
85+	578

**These two figures total more than the other sub-totals of the table as it is a count of referrals not individuals*

There are only two measures in the national performance framework relative to safeguarding and both are based on responses from the annual survey of service users. The key measure is the percentage of people who say that services have made them feel safe. There has been a small increase in this proportion, up to 90%, and performance remains in the top quartile for the second

year.

Comparing the level of safeguarding activity for the full year 2013/14 with the previous one is problematic due to changes to both national reporting and the adult social care IT system. However based on data to the end of February, it is estimated that during 2013/14 there were 1,700 safeguarding referrals, an increase of 28% on the year before. Of these, it was concluded that 53% were either substantiated or partly substantiated.

Steps have also been taken to secure qualitative data and information to supplement the quantitative data we scrutinise.

An example was the multi-agency safeguarding adults case file audit which tested compliance with 'No Secrets' 2000, including alerting, referring, strategy meeting/discussions, safeguarding investigations, adult safeguarding conferences and service user involvement in the process (taking into account communication needs.)

Leicestershire County Council adult services identified and audited 40 cases and Rutland's people's service four cases. All the cases were closed in the calendar year 2012 with no on-going safeguarding issues. The cases were also audited by Leicestershire Partnership NHS Trust and Leicestershire Police. Whilst no service users were directly involved in this audit its conclusion and recommendations can be used in future engagement performance work.

Practice issues arising from audit included:

- Ensuring information is shared with agencies involved with the service user;
- Recording the nature and content of discussions and decision making;
- Recording of protection plans and review arrangements;
- Team managers confirming sign-off having reviewed recording and decision making;
- Recording of mental capacity assessments;
- Multi agency decision-making produces securing better plans and better outcomes.

Recommendations from the audit have been considered by the two council departments and actions taken to address recommendations have included:

1. Staff training on the use of safeguarding screens to evidence:
 - Strategy meetings/discussions (including who is involved)
 - Mental capacity of service users and consent to investigation
 - Implementation and review of protection plans
 - Closing summaries
 - Team manager sign-off
2. Staff considering the following practice issues:
 - Ensure checks are made with regard to other agency involvement
 - Be clear what constitutes a strategy discussion
 - Evidence of decision making.
3. Police reviewing where information might be stored in relation to strategy discussions and protection plans and ongoing work.

Lessons learned in relation to the multi-agency audit tool have been fed into its revision for use in 2014/15.

Addressing areas of key safeguarding risk in Leicestershire and Rutland

Child sexual exploitation (CSE) and children missing

CSE and missing has been a key priority for the LRLSCB in response to both national expectations and locally driven priority setting for a number of years. A sub-group focusing on CSE, child trafficking and missing children was established in 2012/13. It covers Leicester, Leicestershire and Rutland (LLR) to ensure effective co-ordination between agencies in the geographical area covered by Leicestershire Police.

Headline information about our performance on CSE is set out in the diagram on the page 68.

Details of work undertaken during 2013/14 are set out below:

- Launch of a combined CSE, trafficked and missing children sub group and associated strategy
- Development of the multi-agency operational meetings to a sub-regional level
- Launch and revision of a missing from home and care protocol
- Implementation of the new missing definition - 'absent' category
- Launch of awareness raising campaign with children and families including the performance of 'Chelsea's Choice' in schools, seen by over 8,000 children in 39 schools LLR. This resulted in an increase in referrals and disclosures.
- A campaign to raise the awareness of key service providers such as taxi drivers, hotel and leisure providers to the incidence of CSE and how to report cases;
- Practitioner seminars – missing, CSE and e safety
- Ongoing multi-agency training for practitioners
- Attendance at the National Working Group on CSE forums
- Reduction in numbers reported missing (inc. children in care) and repeat missing episodes
- Increased and more appropriate CSE referrals
- Increased level of disclosures
- Reported increase in awareness amongst practitioners
- Successful outcomes following joint operations
- Agreement for the development of a co-located multi-agency team

During 2013/14, in the county CSE referrals were received from Family Assessment Service Teams independent children's home, Leicester City Council, early help, New Futures, strengthening families team, Chelsea's Choice production, emergency duty team,, Leicestershire LADO (SPELL OUT_ Supporting Leicestershire Families, police and youth offending service.

We have witnessed increasing numbers of referrals as set out below:

Total referrals for 01.04.12 – 31.03.13	54 referrals
Total referrals for 01.04.13 – 31.03.14	85 referrals

Analysis of the available data indicated that:

- the vast majority of CSE related reports recorded by Leicestershire Police related to white

European female victims between the ages of 12 to 17

- there was a clear link between children being reported missing and being identified as at risk of or victims of CSE
- approximately half the reports related to victims who were 'looked after children' and the vast majority of those children were also regularly reported as missing from home
- there did not appear to be a bias towards one geographical area within the police force area
- identified suspects in CSE related reports were overwhelmingly male, with just one female suspect recorded
- There did not appear to be a bias towards any particular ethnicity in relation to suspects

The findings have been used to inform the local multi-agency strategy described. As a direct result of the report, more police officers received awareness raising training and the police CSE team more comprehensively mapped any identified organised crime groups involved in CSE related offences. A more consistent approach to the recording of offences has been adopted.

There are already good virtual operational arrangements in place between partners across LLR. It has been identified that the development of a co-located multi-agency team hosted by the police would enhance the current arrangements, and this is a priority for 2014/15. This joint team will be established to capitalise on the success of a court case where a number of perpetrators were successfully prosecuted and sentenced for sexually exploiting a young person. It will also strengthen existing partnership arrangements and address lessons learnt following the investigation and subsequent trial including the implementation of best practice such as supporting the victim and family pre, during and post-trial and engagement with local communities. (DOES THIS PARA NEED UPDATING, AS TEAM ESTABLISHED?)

Challenges remain to be addressed. These include:

- The continued variability in the consistency and quality of responses to CSE across areas remains a risk, particularly in light of evidence of cross border CSE and trafficking and the fact that children and families move across borders including vulnerable groups such as 'looked after children'
- An agreed consistent approach to data collection and problem profiling regionally and nationally needs to be achieved to enable comparative data and the building of a comprehensive evidence base, potentially supported by a single IT solution
- Increasing the numbers reporting CSE from under-represented groups including boys/young men and children/young people from BME communities
- Building improved trust, confidence and awareness within BME communities, specifically faith organisations, to support children and parents to identify and report CSE
- Information sharing agreement work nationally and locally should help address barriers in relation to health services and patient confidentiality issues
- Greater analysis needs to be undertaken in relation to the nature and scale of child trafficking similar to the work undertaken in relation to CSE by the Office of the Children's Commissioner (OCC)
- The link between CSE and internal and external child trafficking needs to be better understood by agencies and the public
- The influence of changing culture resulting from the internet and use of social media: the impact of the availability of online pornography on children and young people; the risks associated with young people 'sexting' each other; and increasing numbers of children being exploited through technology, targeted by online abusers and use of blackmail and extortion – a national response to these issues is still under development

LSCB objectives

Child Sexual Exploitation

What were the issues?

- Have a greater understanding of the extent of CSE in Leicestershire and Rutland
- Produce a local CSE strategy
- Raise local awareness of CSE
- Seek assurance that the risks for young people are being addressed
- Disrupt and Prevent CSE
- Ensure victims are supported
- Ensure partnership arrangements are effective and in line with latest policy and guidance

- In **2011/12** there were 93 CSE referrals to Leicestershire County Council although the quality of referrals was variable
- There was no strategic oversight of CSE and CMHC
- There was no strategy in place,
- No routine multi agency operational meetings taking place.
- The first joint operational meeting with the police identified over 50 cases of children where CSE and CMHC was a concern. At least 17 of these were deemed as high risk by the police.
- In **2012/13** there were **1100** episodes of children reported missing in Leicestershire and **36** in Rutland

What has been delivered?

What has been the Outcome?

- **June 2012** - Following a series of task and finish meetings the Leicester, Leicestershire and Rutland LSCB CSE, Trafficking and Missing Sub Group was established
- **January 2013** - launch of the LSCB CSE, Trafficking and Missing Strategy and the Missing Protocol.
- **January 2013** - the Missing Multi-agency Operational Meeting became joint with the City and Rutland.
- **June 2013** - the LSCB launched the CSE awareness campaign in schools with more than 8000 children targeted
- **During 2013/14** more than 500 practitioners from across the partnership have been trained
- Successful CSE prosecutions have been effectively publicised in the media, further raising awareness.
- The LSCB has provided funding to the CSE subgroup (£42K) to support the strategy implementation
- Additional funding of the formation of the co-located multi agency team has been agreed and is in the process of implementation

- The numbers of referrals fell in 2012/13 to 54, however the numbers have increased in 2013/14 to 85 as a direct result of the increased levels of awareness amongst practitioners, children and communities
- The school education programme has led to a number of young males making direct disclosures of online grooming that are now the subject of an ongoing police investigation
- The quality of referrals has improved
- The number of missing episodes in **2013/14** was **413** in Leicestershire (**63% reduction**) and **11** in Rutland (**70% reduction**)

The new 'missing protocol' for LLR was launched in February 2013.

The following table identifies the total numbers of missing persons (1 or more missing reports) and how many incidents that they equate to, broken down into children 0-17yrs and adults 18+.

All Incidents								
0-17 Persons		0-17 Incidents		18+ Persons		18+ Incidents		
	13/14	12/13	13/14	12/13	13/14	12/13	13/14	12/13
County	328	586	708	1699	304	649	341	824

The following table identifies the total number of repeat missing persons (two or more missing reports) and how many incidents that they equate to, broken down into children 0-17yrs and adults 18 +.

Repeats								
0-17 Persons		0-17 Incidents		18+ Persons		18+ Incidents		
	13/14	12/13	13/14	12/13	13/14	12/13	13/14	12/13
County	105	195	485	1307	28	64	65	239

This data is only for missing reports and doesn't include absent reports. The absent reporting process was introduced in 2013 and we do not yet have the ability to accurately collate absent report data.

From the total number of missing incidents (children and adults), 58% were as the result of repeat missing persons equating to 1,360 incidents generated by 290 individuals.

From the total number of reported missing children incidents 73% were as the results of a repeat missing child equating to 1,184 incidents.

From the total number of reported missing adult incidents 25% were as the result of a repeat missing adult equating to 176 incidents.

During this time range, there have been 23 individuals across the force area that have been reported missing on 10 or more occasions. These individuals account for 493 missing reports which represent 21% of all reports received by Leicestershire Police.

All of these 23 individuals are children, with six placed in local authority care homes, five in private care homes and seven regularly going missing from their private home address. The remaining five individuals began going missing from their home address - three have since been placed with foster carers and two in local authority homes and have all continued to go missing.

The top 10 missing locations for this year are a mixture of local authority children's homes (three), private children's homes (three), local mental health units (one) and home addresses of high volume repeat missing persons (three). The below table shows each of these locations, the number of incidents for each one and the number of individuals reported missing from that location

in the given time frame. Incidents from these locations account for 19% of all missing reports for the financial year 2013/14.

Domestic violence

We work closely with the community safety teams within Leicestershire and Rutland. The Safer Leicestershire Partnership and Safer Rutland Partnership take the lead strategic and commissioning role in relation to Domestic Violence with the Safeguarding Boards adopting a scrutiny and challenge role. Effective interfaces between these partnerships, including cross-cutting membership, This helps to ensure that our domestic violence priority maintains profile and focus. This in turn strengthens the approach across all partners to domestic abuse, supporting the safeguarding of children and vulnerable adults.

The outcomes of this focus includes:

- Support for completion of DHRs as part of countywide and Rutland agreement.
- Support and development of the DASH approach to risk assessment through resourcing training for agencies. We funded £20,000 via a reserve account to support the roll out of DASH.

Also funded via the reserve account was a pilot project run by Women's Aid Leicestershire which is described under Part A above.

Reports of domestic abuse to the police in Leicestershire increased by 643 (8.8%) to 7,902 incidents in 2013-14 compared to the previous year. The proportion of victims assessed by the police as at high risk of harm saw a steady increase throughout the year.

Referrals to specialist domestic abuse services increased by around 25% (approx. 230 people) - and these services supported over 1000 adults people affected by domestic abuse in 2013/14, which is a slight increase on the previous year.

Whilst many factors affect domestic abuse incidence and reporting it is felt that increased awareness work and training on domestic abuse during the year may have influenced the increase in reports and referrals to support services.

Between 1st April 2013 and 31st March 2014 of 324 SLF families assessed in that period there were 199 SLF families who reported DA as a factor (61.4%), 47 of which reported it as a current factor (14.5%).

Suicide and self harm

In July 2013, both boards received a presentation on the suicide reduction strategy developed under the leadership of public health. We were able to scrutinise the proposed strategy from a safeguarding perspective and secure some changes to better communicate the link between suicide reduction and safeguarding practice. It was agreed that the boards would receive regular reports on the effectiveness of the strategy and these reports will be made, initially, to the SEG, with any matters of concern escalated to the executive or boards.

The board has specifically monitored concerns that were expressed about patient care and safety

at the Bradgate Unit, including the findings outlined in a published CQC report. These concerns were triggered by an increased number of reported suicides amongst patients at the unit. Board scrutiny included regular reports on the risk summits that were co-ordinated by NHS in response.

In December, Leicester Partnership NHS Trust reported that the enforcement notices imposed by the CQC had been lifted.

PREVENT

A keynote presentation from the Prevent Coordinator for Leicester, Leicestershire & Rutland (LLR) was given at our development day in January 2013, as part of a broader strategy to align certain aspects of the agenda with our work..

Prevent consists of three core areas of focus with regard to violent extremist elements: institutions, ideology and individuals. It is the “individuals” strand of the strategy which offers a tailored support system to safeguard those vulnerable to radicalisation. This is being mapped against the local safeguarding structures and the LSCBs have been instrumental in helping facilitate this.

The coordinator was invited to sit on the VCS LSCB Reference Group which has ensured that training and awareness-raising workshops have been able to reach beyond statutory partners and reach key voluntary sector roles within the children’s workforce. In addition, local Prevent training has been aligned against the new safeguarding competencies framework so that attendance supports the required competencies for people in those roles.

Perhaps the most significant development is that Prevent has now been drafted into the LLR LSCB policies and procedures. This reflects its safeguarding significance and means that referrals from concerned members of the public about the welfare of a child in relation to Prevent can legitimately be made via the LSCB standard referral routes. This is a significant step forward as some people may still have a reluctance to contact the police in such circumstances. It also means that we can justifiably discuss Prevent in the language of safeguarding now that it is so closely aligned with our LSCBs.

Learning disabled adults including those in residential placements

The SAB exerted a significant focus on the findings of the South Gloucestershire SAB SCR into the abuse of patients at Winterbourne View Hospital near Bristol which had been the focus of a BBC Panorama investigation.

The focus of our work was to ourselves that local social care and health agencies had tested their own provision against the recommendations of the report, identified any areas requiring improvement and acted on these. We received a number of reports about progress made with local actions and have been assured that these actions have appropriately addressed the learning from the review.

Adults with mental health needs

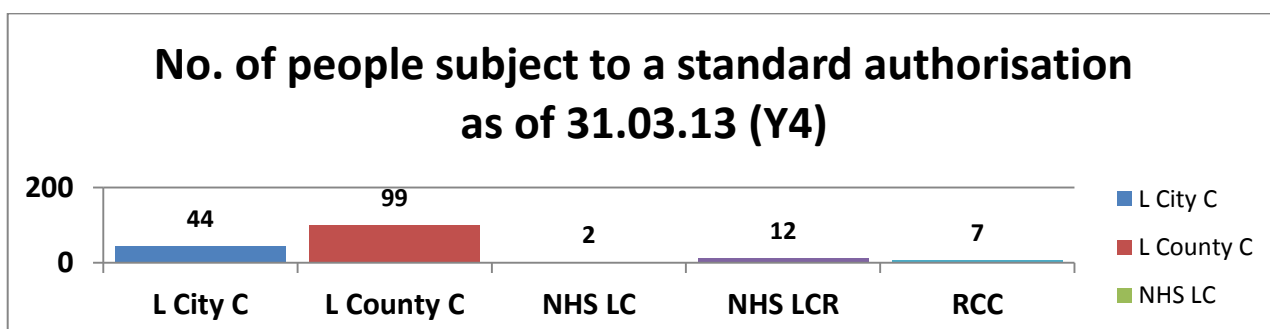
The SAB has assumed a specific focus during 2013/14 on the implementation of the Mental Capacity Act 2005 and associated work relating to Deprivation of Liberty Safeguards (DoLS). We now receive bi-annual reports on this area of work from the manager responsible.

The purpose of the DoLS is to safeguard the rights of vulnerable adults living in care homes or who are in hospital, from arbitrary decisions being made to deprive them of their liberty. They aim to provide a robust and transparent framework in which to challenge the authorisation of DoLS and this is why it has been made a priority for the board.

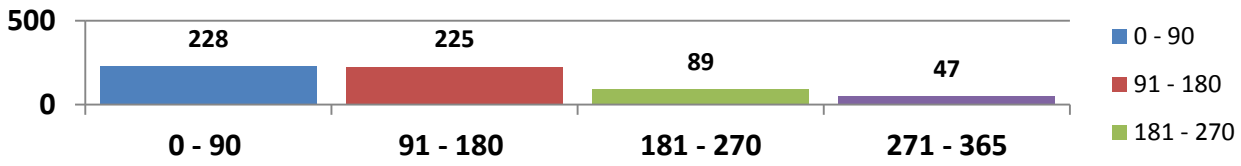
It is important to draw attention to the fact that prior to 1st April 2014, the delivery for the DoLS service was provided under a partnership agreement between the three local authorities in Leicester, Leicestershire and Rutland (LLR). The service was hosted by Leicestershire County Council. As of the 1st April 2014, the partnership separated and Leicester City now runs its own DoLS service. The data included in this report represents LLR for the period April 2013 – March 2014 - since the partnership agreement was in place during the period that is the focus of this annual report.

Referrals Breakdown

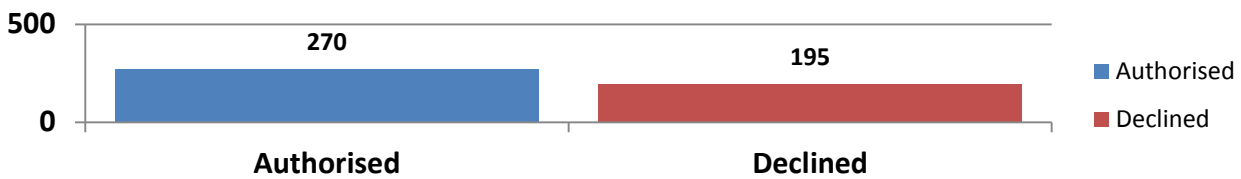
Supervisory Body	Y5 Q1	Y5 Q2	Y5 Q3	Y5 Q4	Total
L City C	64	84	87	74	309
L County C	135	141	163	143	582
RCC	9	8	5	4	26
Total	208	233	255	221	917



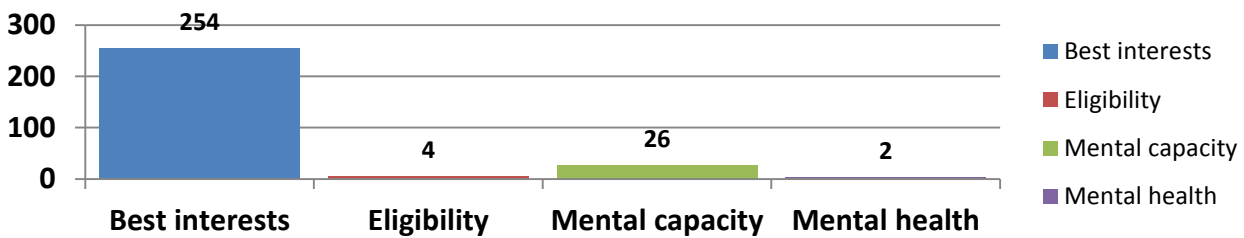
Length of Authorisation (Y5)



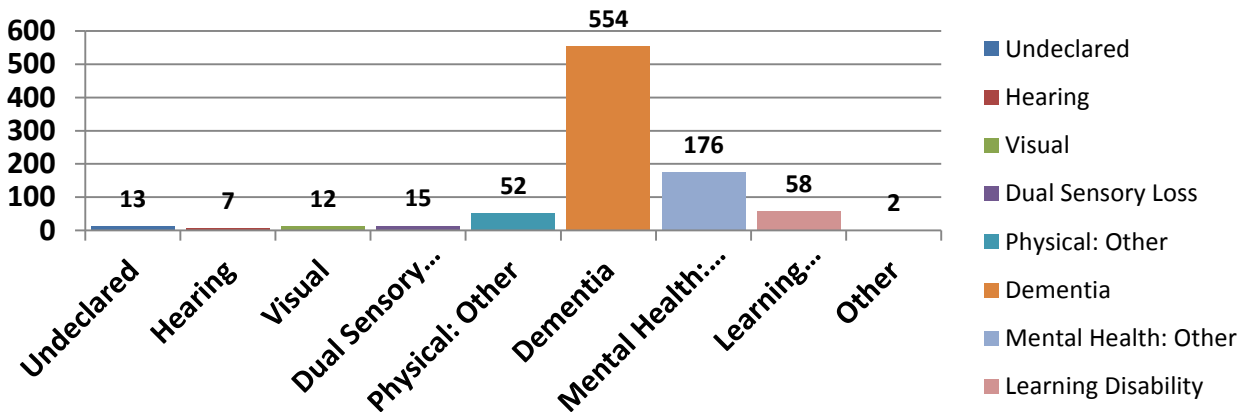
Outcome of Standards required by Urgents (Y5)



Reason for Declining Authorisation (Y5)



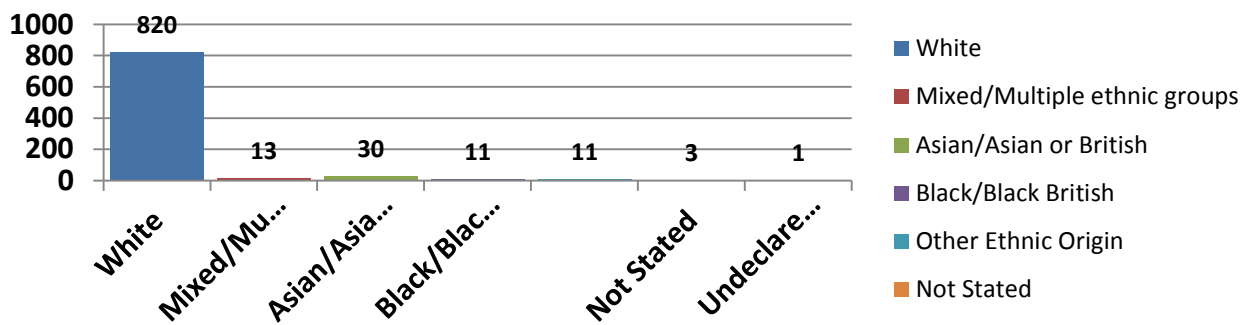
Types of Disability (Y5)



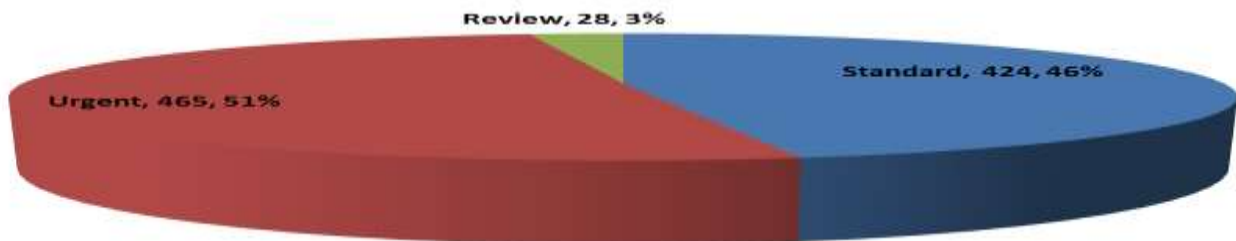
Sexual Orientation (Y5)

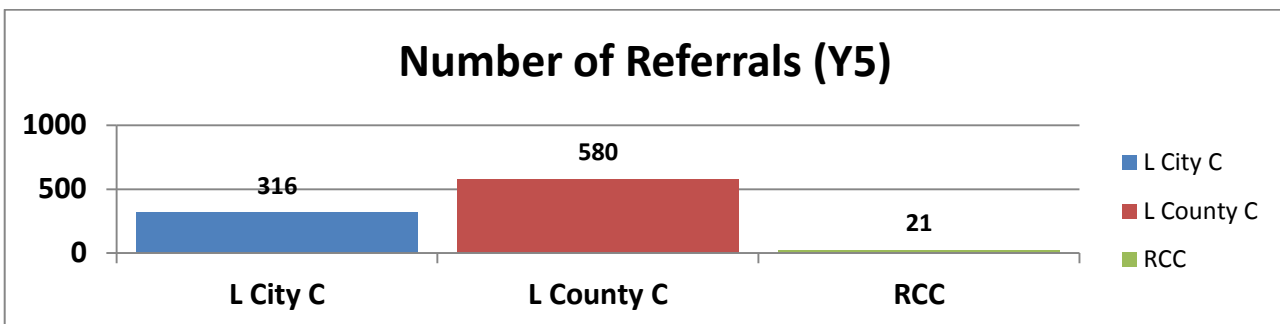
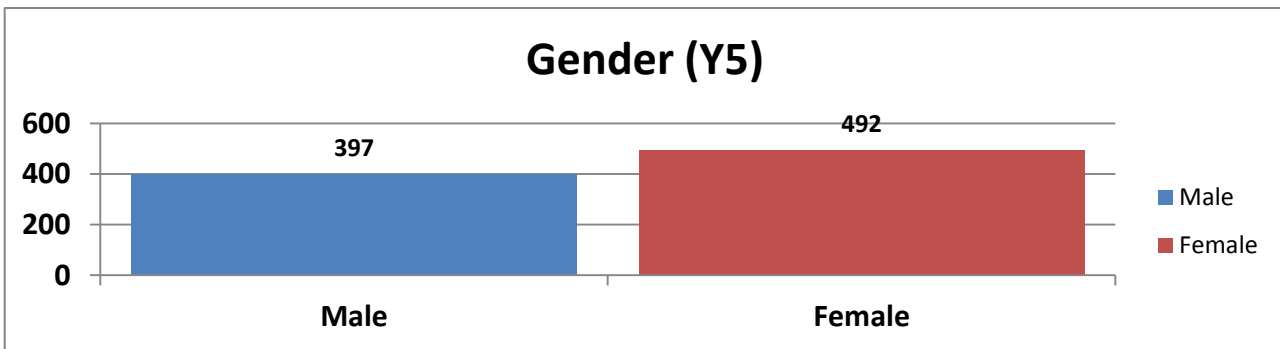
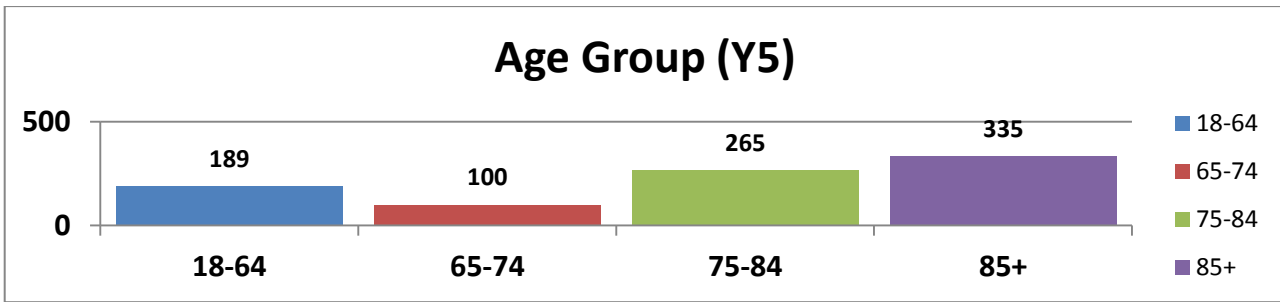


Ethnic Origin (Y5)



Referral Type (Y5)





Some key points arising from analysis of the data.

Since the safeguards were first introduced, there has been a year-on-year increase in the number of applications for DoLS. This reflects the proactive approach taken since 2009 to raise awareness of the process. The general indicator, which has been validated by the Department of Health, is that higher referral figures are an indicator that the legislation is understood.

Leicestershire has had the highest DoLS referral rate in the country.

Within the year covered by this report, the Supreme Court handed down its judgement in the case of 'P' v Cheshire West and Chester Council which has had a significant impact on the number of DoLS referrals nationally. Initial indications are that the number of referrals has increase in Leicestershire and Rutland by approximately 25% - which is lower than in many other areas most probably explained by the higher referral rate preceding the judgement.

Approximately 60% of current referrals are repeat referrals. It is understood that the use of short authorisation may account for the higher than average referral rate.

Careful monitoring is undertaken to monitor which care homes and hospitals request DoLS assessments to understand its application in key settings.

Basic training in relation to MCA and DoLS has been provided through the Leicestershire Social Care Development Group (LSCDG) primarily to care providers but this is accessible to all front-line professionals. Agencies also organise their own MCA training.

Key issues for the future include:

- The need to address variations in awareness and ownership of MCA and DoLS practice across all agencies and care providers – particularly where there is evidence that providers have made no referrals;
- Monitoring and responding to the impact of the Supreme Court Judgement particularly in term of the impact of increased rates of referrals on resources on the DoLS team;
- Securing greater consistency in MCA and DoLS training particularly where this is commissioned and delivered in individual agencies;
- Ensuring there are sufficient numbers of ‘best interest assessors’ given the increasing workloads arising from greater number of referrals;
- Ensuring these assessors are kept updated on changing legislation, case law, policy and practice guidance.

NHS England Leicestershire and Lincolnshire Area Team has secured funding to deliver an enhanced cross-agency programme to support improved delivery of MCA and DoLS and this programme is a key element of the SAB focus in 2014/15.

Think Family – whole family multi-agency training and intervention programme for families affected by parental mental health

We have received regular reports on this research project that is being delivered by Leicestershire Partnership NHS Teaching Trust (LPT), De Montfort University and Meridien Family Programme. The project has focused on embedding a ‘whole family’ approach to the delivery of services to adults with mental health needs who are also parents.

Initial findings from the project have indicated positive outcomes and we are now promoting wider agency engagement to build on this success.

Older people particularly those in hospital and those living in residential care or nursing homes

The SAB has similarly remained sighted on local responses to key national reports relating to the safeguarding of vulnerable people particularly older people.

We received two reports relating to ‘Safeguarding Vulnerable People in the Reformed NHS: Accountability and Assurance Framework’ and ‘Care and Corporate Neglect: Corporate Accountability and Adult Safeguarding’ with a focus on identifying issues for local action.

We’ve also scrutinised local responses to the Francis Inquiry into events at Mid Staffordshire NHS Foundation Trust. An overview of the 290 recommendations was provided and local agencies have provided assurances that they have addressed those issues that required responses locally.

The board heard that there were plans to strengthen work in the following standards:

- Complaints
- Duty of candour / workforce indicators
- Serious incidents

- Patient experience
- Information sharing
- Reviewing the structure and focus of quality visits (announced vs unannounced)

We receive regular reporting on progress with these plans.

There were also plans to review the existing collaborative arrangements across LLR including how information and data is shared. The way that concerns are reported is under scrutiny during 2014/15

Learning and improvement: a workforce fit for purpose

The Training Sub Group has continued to work effectively during 2013/14. Meetings have been held at strategic points during the year to address implementation and delivery of the programme of events, along with development of the programme for 2014/15. Meetings have been well attended, by committed people, who have ensured that agreed actions have been taken between meetings.

Particular recognition should be given to the excellent work of the project development officer and the training coordinator who together have made a major contribution to the development, administration and delivery of an continuously improving programme. In 2013/14, it enabled 1,174 people to receive training (641 in 2012/13) from 52 events (30 in 2012/13).

A programme is in place for 2014/15, to address the priorities set by the LSCB. This programme will be developed further during the year and a number of commitments have been given already. Two main ‘gaps’ have been identified – ‘effective partnership working’ and ‘safeguarding babies ‘ – both of which have strategies in development to ensure that the training requirements will be met during the year.

The following are quotes from front line professionals who are feeding back what they have learnt after training:



The continued growth of the programme, coupled with the robust coordination and monitoring, has resulted in a substantial growth in data. This has enabled a thorough analysis, confirmed trends and has continued to highlight the benefits of the inter-agency training..

The key findings in the annual report highlight that:

- 20 different themes have been available on the programme this year with a total of 52 courses delivered.
- A total of 1,174 individuals have been trained between April 2013 and March 2014.

- The reasons for ‘no shows’ and cancellations confirm the prevalence of workplace issues which impact learning and development.
- A growth in data has confirmed patterns in attendance learning, development and work based practices.
- The three month follow-up evaluation confirms longer term development and the wider benefits of inter-agency training.
- The training coordination and evaluation processes remain both central to the programme, offering a robust method of capturing the effectiveness of the training.
- Similarities in data and evaluation findings have been observed with year one, offering confidence in the analysis undertaken.

Safeguarding learning and development for schools is provided by Leicestershire County Council’s safeguarding development unit. The table below shows how many courses and the topic that were conducted in in Leicestershire and Rutland.

Course	P1 April – June	P2 July - September	P3 October - December	P4 January - March	Total
Designated Senior Person for Child Protection (inc. DSP Refresher)	118	71	148	171	508
Safer Recruitment	60	21	49	57	187
Allegations	21	13	58	11	103
Bespoke Training	33	128	120	28	309
Whole School	333 (8 sessions)	1509 (30 sessions)	366 (11 sessions)	908 (21 sessions)	3116 (70 sessions)
E-Safety	95	150	20	50	315
Total	660	1892	761	1225	4538

A major development to secure more rigorous and robust evaluation of the impact of training on service delivery and outcomes for children and young people has been the creation of our safeguarding competence framework. Launched on 1st April 2014, it will create a stronger framework within which both boards can evaluate impact.

Safeguarding adults learning and development

The strategy adopted in Leicestershire and Rutland is to support and encourage providers of services to develop safeguarding learning within their organisations. To support this, there has been a revision and re-launch of the competency framework and development of supporting guidance and tools.

The framework is for use by all staff within the Leicester, Leicestershire and Rutland (LLR) workforce and aims to support individuals and organisations to undertake their safeguarding roles and responsibilities in a confident and competent manner. There is an expectation that agencies will ensure that all staff providing a service know how to respond to concerns in line with local and national agendas.

Some individuals will work in settings which provide both universal and specialist services for

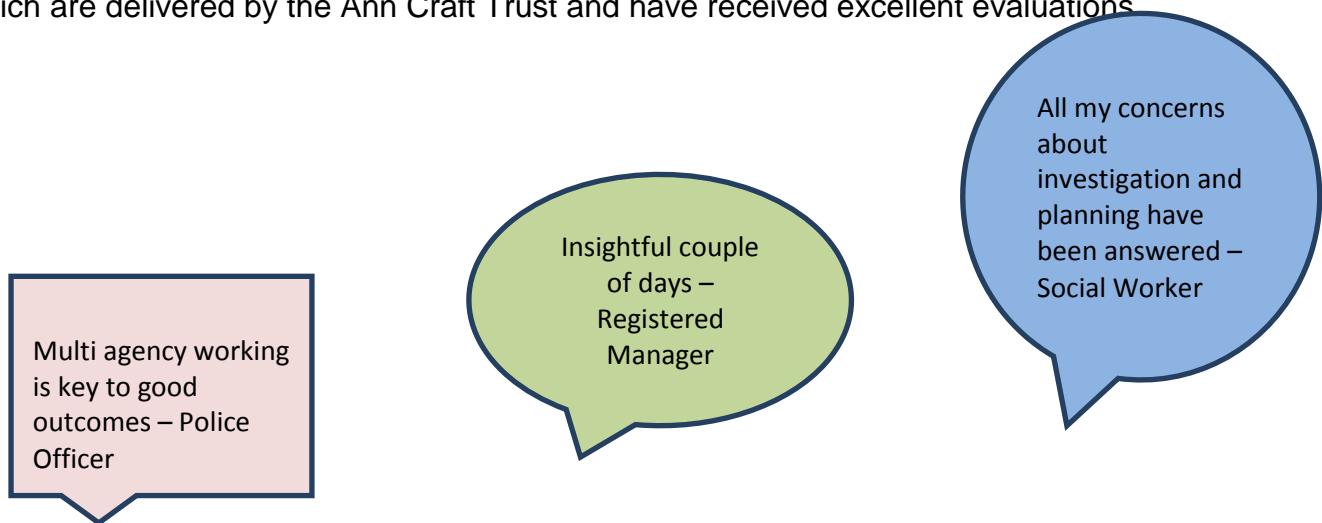
adults and children. It is the responsibility of the organisation to determine the knowledge and learning that is required.

The benefits of the framework are that it:

- Provides guidance on how to identify the appropriate competency group for members of the workforce who have contact with adults at risk;
- Outlines the minimum competency for staff and volunteers in relation to their role in the safeguarding adults process;
- Provides evidence for inspection/registration i.e. CQC /OFSTED
- Provides suggestions regarding a range of training, learning and development methods and opportunities through which the competencies may be achieved;
- Suggests a format for recording this evidence;
- Provides best practice guidance – which assists with commissioning learning events and evaluating.

The framework went live on 1st April 2014

The SAB continues to commission two courses: Investigators and Managing the Process, both of which are delivered by the Ann Craft Trust and have received excellent evaluations



Safeguarding adults trainers network

This supports those who develop and deliver safeguarding learning, including those who have attended the Training for Trainers courses run by the Leicestershire Social Care Development Group (LSCDG)

It has met four times this year, with between 35 and 40 attendees from a variety of providers in the statutory independent and voluntary sector.

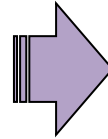
Throughout the year, we have briefed participants on issues in relation to legislation, historical abuse, learning from SCRs , sharing resources, finding solutions to blocks to learning and the development and implementation of the revised competency framework and best practice guidance.

The network also received input regarding the new children’s safeguarding competency framework. A joint network event is planned for the summer of 2014.

Multi – Agency Training Programme

LSCB objectives

- Ensure that sufficient, high-quality multi-agency training is available, its effectiveness is evaluated and the impact on improving front-line practice and the experiences of children, young people, families and carers is evident.
- All LSCB members support access to the training opportunities in their agencies.



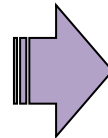
What were the issues?

- The safeguarding training had not been reviewed for a number of years
- The approach being used did not have a clear link between priority areas for learning and the training programme
- The training programme did not have a set of standards that could be used to measure quality and effectiveness
- Single agency training was inconsistent and lacked a competency framework



What has been delivered?

- New minimum training standards have been introduced alongside a quality assurance process
- The themes for the training plan are triggered by Board Priorities including findings from local and national SCR's – themes have included: Domestic Violence, CSE, risks associated with digital technology
- New training strategy in place for 2014
- New competency frame work in place for 2014
- The partnership jointly funds a training coordinator role for LLR
- There has been a 83% increase in the number of people accessing multiagency training in 2013/14 compared to the previous year
- The 'no show' rate has reduced from 16% to 10%
- Nearly 300 people attended the training and development strategy briefing event



What are the Outcomes?

- The post training evaluation shows that Knowledge, skills and confidence have demonstrated sustained improvement compared to pre-training.
- Frontline practitioners across the partnership are able to articulate examples of how the training they have received has had a positive impact on their practice and the way in which they have safeguarding a child
- There is clear evidence that following training there has been an increase in the number of CSE referrals
- The new minimum standards and quality assurance process is driving up quality and improving the effectiveness of training
- The competency framework has provided a platform to ensure that multi agency and single agency training is relevant and effective

Caseload monitoring

A key element of testing that the workforce is fit for purpose has been monitoring caseloads. At present, this has focused on social work caseloads but work is being undertaken in our QAPM framework to extend our coverage to other agencies. The data collected for 2013/14 is set out below.

Rutland caseloads

Average caseloads per social worker have remained steady throughout the year. There is currently one agency worker within Team 11 that will hold a caseload, but is currently covering the caseload of social worker on sick leave.

National data – Number of children in need per children’s social worker

Rutland: 14

East Midlands: 22

National average: 17

SN average: 15.7

Team	No. of SWs in Team	Total Team Caseload	Avg. Caseload per SW	Lowest Caseload	Highest Caseload
Duty Team 12	3	69	17.3	16	18
Long Term Team 11	6	157	20.3	18	25
Disability Team 3	1	31	15	n/a	n/a
All Teams	10	257	17.5	16	25

Leicestershire Caseloads

Leicestershire: 18

East Midlands: 22

National average: 17

SN average: 18.10

Team	No. of staff in team used in this report	Total cases in team as at end Mar 14	Average case load	Highest case load	Lowest case load
Charn MM CiC - L'boro	13	167	12.8	20	3
Charn MM CPS - East	8	111	13.9	20	2
Charn MM CPS -	6	116	19.3	25	6

Team	No. of staff in team used in this report	Total cases in team as at end Mar 14	Average case load	Highest case load	Lowest case load
Melton					
Charn MM CPS - West	7	116	16.6	25	2
Charn MM FAS	15	155	10.3	15	1
Charn MM St Fam's	13	146	11.2	22	2
DCS - OT	7	146	20.9	43	1
DCS - SW	14	190	13.6	25	1
NWL HB CiC	15	154	10.3	19	1
NWL HB CPS - A	5	102	20.1	27	17
NWL HB CPS - B	5	93	18.6	27	12
NWL HB CPS - Hinckley	8	119	14.9	26	1
NWL HB FAS - C'ville	8	139	17.4	30	1
NWL HB FAS - Hinckley	7	126	18	29	5
NWL HB St Fams	12	115	9.6	16	2
OWB MH - CiC	13	140	10.8	25	1
OWB MH - FAS	10	177	17.7	28	11
OWB MH CPS	12	200	16.7	24	1
OWB MH St Fams	13	129	9.9	30	1

Allegations against staff – the Local Authority Designated Officer report

A further dimension securing a workforce that is fit for purpose is the monitoring of allegations against staff and the work of the LADO. Headlines from the annual reports of the LADOs in both Leicestershire and Rutland are set out below.

Leicestershire

The table below shows the number of referrals received by professional role and by strategy meeting. Percentages for the previous year appear are included for comparative purposes.

Role	Total referrals			Strategy meeting held		
	Referrals 2013-14	% of Referrals 2013-14	% of Referrals 2012-13	Yes		No
				Number of people	%	Number of people
Teacher	67	25	20	37	55	29
Child minder	31	11	9	15	48	15

Foster carer	25	9	7	18	72	5
School support staff	18	7	9	3	17	14
Residential social worker	16	6	3	8	50	7
Support worker	8	3	9	7	88	1
Education - non teaching staff	8	3	9	3	38	5
Sports coach	9	3	0	7	78	2
Voluntary	7	3	3	5	71	2
Scout leader	6	2		5	83	1
Police officer	6	2	2	2	33	4
Religious Leader	6	2	1	1	17	5
Head teacher	5	2	2	2	40	3
Social worker	5	2	3	5	100	
Bus driver	5	2	1	4	80	1
Taxi driver or escort	5	2	2	4	80	1
Learning support assistant	4	1	1	3	75	1
YOS worker	3	1		1	33	2
Private Tuition	4	1		3	75	1
Youth club staff member	2	1			0	2
Probation officer	2	1			0	2
Governor	2	1		1	50	1
Choir master	1	0			0	
Health care worker	1	0			0	1
Home care worker	1	0		1	100	
Other	21	8	13	3	14	16
(blank)	5	2	7	2	40	3
Grand total	273			140		124

The decision regarding holding a strategy meeting had not been made in nine cases at the time of data collection.

Where gaps are present, they represent professions for which data was not available from previous years

In analysing the figures above, it is extremely clear that more referrals relate to teachers than any other profession, with 25% of referrals. However, 45% of these did not result in a strategy meeting. Conversely, while foster carers are the subject of 9% of referrals, a strategy meeting was held in 72% of these cases. These figures indicate the consideration that is given to cases and the conclusion that an unsuitable foster carer can cause much more harm to a child than most other 'workers' because of the amount of time, care and opportunity to harm that is 'available'. Having noted the above, only one carer was referred to the Disclosure and Barring Service (DBS) – they worked for an independent fostering agency. No local authority carers were referred to the DBS during the period under consideration.

Nature of concerns that have led to allegations

Nature of concern	2013-14		2012-13	
	Total	%	Total	%
Emotional	15	5	14	5
Inappropriate conduct	62	23	86	28
Neglect	15	5	19	6
Physical	105	38	127	41
Sexual	67	24	41	13
(blank)	10	4	22	7
Grand Total	274		309	

While the figures for this year and last year are generally similar, number of allegations relating to sexual abuse has shown a significant increase. The reasons for this are unclear as there has been no recognisable changes in criteria or practice. This will be monitored and studied as more data is collected.

Review strategy meetings

In order to resolve allegations in a timely manner, it is desirable not to hold unnecessary review meetings. An outline of the number of meetings being held in order to resolve allegations is shown below.

Number of meetings	1	2	3	4	5	6 or more
Meetings held per allegation	73	36	19	8	2	2

Over half of allegations are resolved by the first strategy meeting, with less than 10% of allegations requiring more than three.

The possible outcomes of strategy meetings and the number of times they were used are represented below. The figures relate to individual people, although some were the subject of more than one allegation and so appear more than once. It should also be noted that more than one outcome can result from a single allegation.

Comparison of the use of the outcomes available compared over two years	2013/2014		2012/2013		Variation in %
	Strategy Meeting held		Strategy Meeting held		
	Yes	%	Yes	%	
Caution	2	1.4	3	2.0	-0.6
Cessation of use	0	0.0	1	0.7	-0.7
Criminal investigation	17	12.1	3	2.0	10.1
Disciplinary procedures	22	15.7	7	4.7	11.0
Dismissal	9	6.4	5	3.4	3.1
Inclusion on barred/restricted list	4	2.9	2	1.3	1.5
Malicious	1	0.7	3	2.0	-1.3
NFA after initial consideration	0	0.0	4	2.7	-2.7
Referral to ISA	22	15.7	9	6.0	9.7
Referral to regulatory body	5	3.6	4	2.7	0.9

Substantiated	45	32.1		31	20.8	11.3
Suspension	12	8.6		2	1.3	7.2
Unfounded	30	21.4		15	10.1	11.4
Unsubstantiated	29	20.7		56	37.6	-16.9
Allegation reported to police	0	0.0		1	0.7	-0.7
No further action	0	0.0		1	0.7	-0.7
Strategy discussion completed	13	9.3		3	2.0	7.3
Strategy discussion completed – NFA	25	17.9		14	9.4	8.5
Strategy discussion for adult to be reconvened	120	85.7		134	89.9	-4.2
Strategy discussion for adult to be reconvened (later cancelled)	1	0.7		0	0.0	0.7
Number of relevant people	140			149		

While most of the figures relating to outcomes in the last two years are remarkably similar, significant differences can be seen in the following outcomes;

Unsubstantiated is used in 16.9% fewer cases than last year. This is likely to be a result of strategy meetings only being convened when a meeting is necessary i.e. when the allegation is eventually substantiated. Correspondingly, the outcome of ‘substantiated’ is used 11.3% more than last year.

This year disciplinary procedures were noted as an outcome in 11% more cases than in the previous year - the cause of this is not clear.

Unfounded is used 11.4% more in 2013-14 - the cause of this is unclear and will continue to be monitored.

If the outcomes that indicate concerns are added together, and the outcomes that indicate no concerns are added, together the following statistics result:

2013/2014		2012/2013	
Concerning	Not concerning	Concerning	Not concerning
138	85	67	93

It should be noted that this relates to the number of outcomes and not the number of people involved. These figures indicate that while extremely similar numbers of people have been the subject of strategy meetings, those being taken through the process this year are much more likely to be seen as adults with some level of justifiable concern attributed to them. An alternative explanation for these results would be that the allegations process has become more ‘punitive’, however the increased use of the outcome ‘unfounded’ would contradict this. Other agencies involved in the process should serve to ‘temper’ any significant shift in threshold for the various outcomes.

The agreed action plan for the LADO service for 2014/15 is as follows:

ACTION	WHEN
Consider Developments needed within Framework i including:	
<ul style="list-style-type: none"> Separating strategy discussions and strategy meetings to assist in reporting 	September 2014
<ul style="list-style-type: none"> Continue to develop the working relationship with the police including the use of the universal referral form 	Ongoing
<ul style="list-style-type: none"> Continue to monitor trends in workload to allow for improved work planning 	Ongoing, via consistent use of reports
<ul style="list-style-type: none"> Develop closure letters and feedback for 'complainants' 	By Feb 2015
<ul style="list-style-type: none"> Continue to be involved in training for head teachers 	Monthly training events
<ul style="list-style-type: none"> Consider any opportunities to offer training to external agencies, in particular residential settings 	Ongoing dependent on workload
<ul style="list-style-type: none"> Develop a 'toolkit' for organisations to use to encapsulate their own expectations of staff behaviour 	By end of December 2014
<ul style="list-style-type: none"> Establish East Midlands Regional LADO meetings 	By March 2014

Rutland

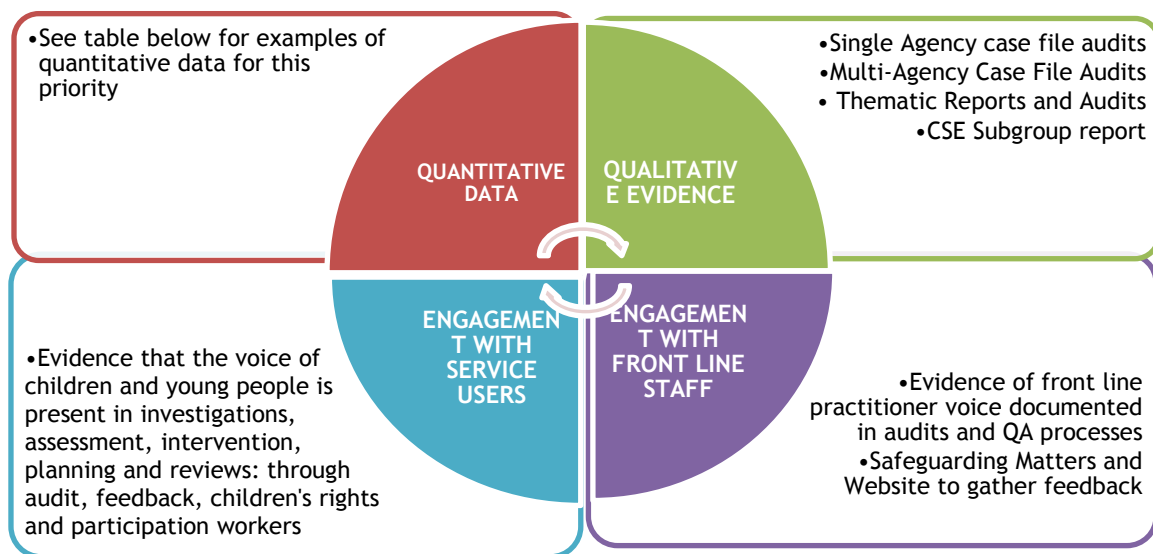
There were 17 referrals in 2013/14 compared with 15 in 2012/13. Two did not meet the LADO criteria -one was not working with children and one was a conduct issue, and one was investigated by a neighbouring local authority. Of the remaining 14 allegations, seven were substantiated, four were unsubstantiated, two were unfounded and one is still to be resolved. The majority of referrals related to educational establishments, with a small number of referrals in relation to sports coaches. A new LADO protocol has been written to build on the LSCB procedures and set out clear guidance for all agencies involved in the LADO process.

What do we need to do in the future?

Priorities 2- 5 of our new business plan set out the actions identified for next. The plans for each area of work are set out below.

Priority 2a: To be assured that children and young people are safe

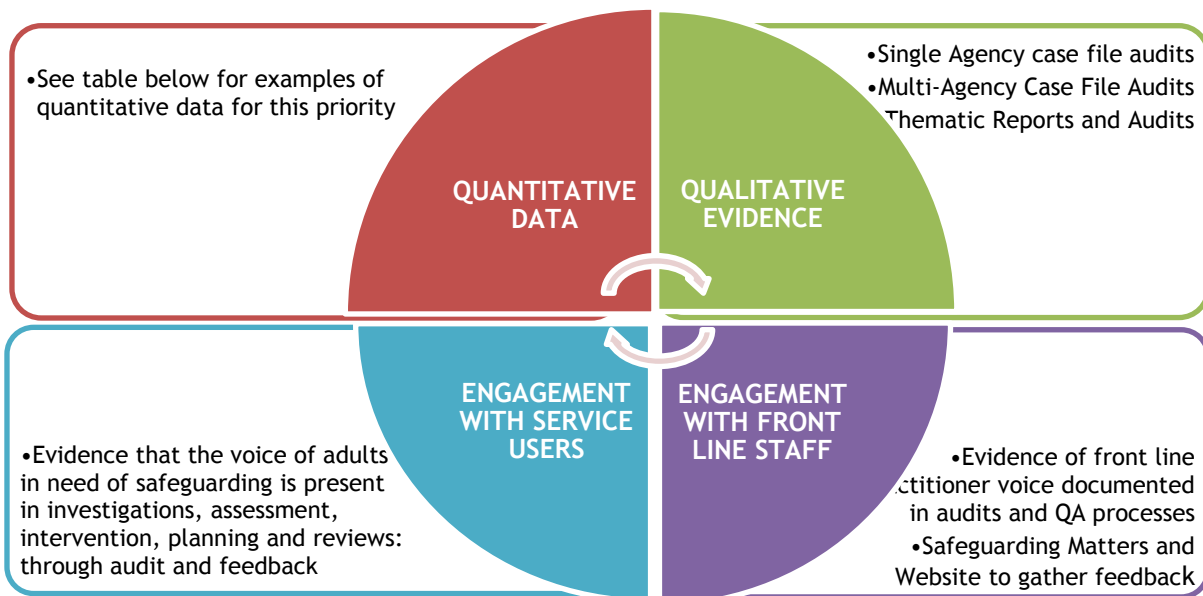
- To be assured of the quality and impact/effectiveness of services across the ‘child’s journey’
- To be assured that thresholds for safeguarding children are clear, understood and consistently applied
- To be assured that the impact of universal and early help intervention reduces the numbers of children requiring protection and care
- To be assured that the quality and impact of single and multi-agency children protection practice is effective
- To be assured that children at high risk/vulnerable are being identified (e.g. child sexual exploitation, children missing from home and care, bullying) and risks managed to secure a positive outcome



- Contacts recorded by duty/ first response
- Number of early help / CAF referrals made by different agencies
- Number of referrals to Supporting Leicestershire Families / Changing Lives Rutland
- Referrals recorded by duty/ first response
- Sources and outcomes of referrals and re-referrals
- Number of referrals and assessments where [domestic abuse] [CSE] [children missing] [bullying] [Female Genital Mutilation] [priority] is a factor
- Factors identified at referral and assessment
- Number of children reported to police as missing from home (>24 hours)
- Number of offences recorded by police where a parent or carer wilfully assaults, ill-treats, neglects, abandons or exposes a child <16 in a manner likely to cause the unnecessary suffering or injury to health
- Number of internet safety incidents where the police were involved
- Sexual offences recorded by the police including rape, sexual assault, child grooming and offences related to indecent images of children
- Number of first time entrants into the youth justice system
- The rate of A&E attendance caused by unintentional and deliberate injuries to children and young people aged 0-17 (N6)
- Timeliness of assessments
- Strategy discussions
- Number of child protection enquiries
- Child protection conferences
- Number /% of children who have been subject of a child protection plan for more than two years or for a second or subsequent time
- Child protection plans by category of abuse
- Children who are subject of a child protection plan per 10,000 population aged under 18

Priority 2b - To be assured that adults in need of safeguarding are safe

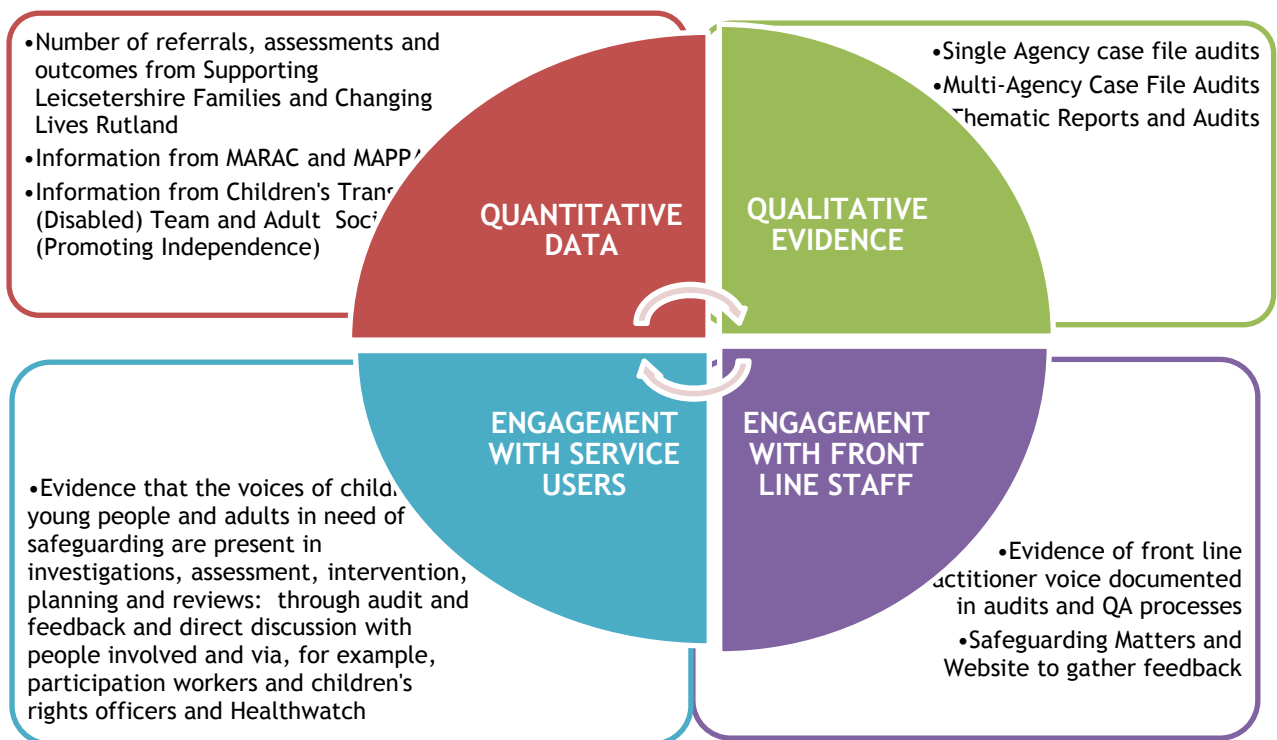
- To be assured of the quality and impact/effectiveness of services to adults in need of safeguarding
- To be assured that thresholds for safeguarding adults are clear, understood and consistently applied.
- To be assured that the impact of universal and early help intervention reduces the numbers of adults requiring protection and care.
- To be assured that the quality and impact of single and multi-agency adult protection practice is effective.
- To be assured that adults at high risk/vulnerable are being identified (e.g. mental health, domestic violence) and risks managed to secure a positive outcome



- Number of referrals to social care
- Primary client type
- Outcome of referrals
- Repeat referrals
- Primary age group
- Source of referral
- Type of abuse
- Offenders discussed at MAPPA that have an assessed learning disability or allocated CPN
- Protection plans
- Deprivation of Liberty (DoLs) information
- Numbers of vulnerable adult referrals that do not have a crime report attached
- Numbers of adult referrals that do have a crime attached
- Multi-agency investigations in the community
- Total number of referrals processed by the police
- Multi-agency investigations in registered settings

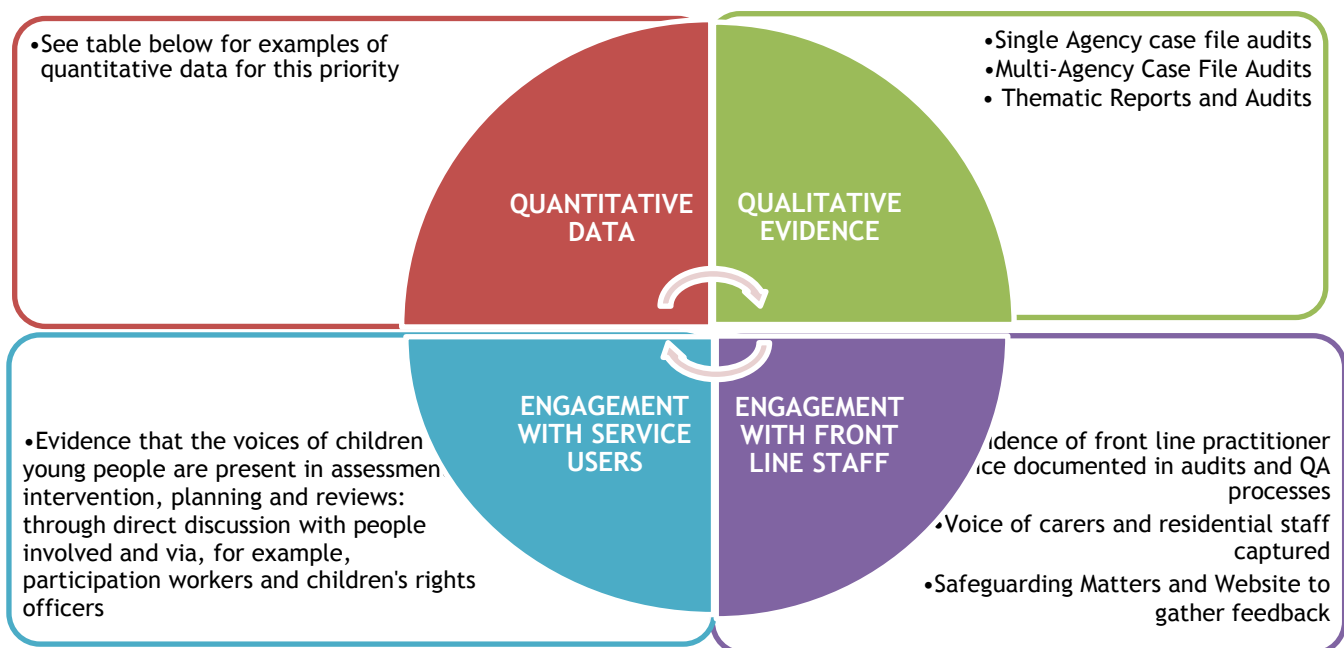
Priority 2C - To be assured that services for children, services for adults and services for families are effectively coordinated to ensure children and adults are safe

- To be assured that young people who are receiving services from children’s services successfully transition to adult services where necessary
- That adults who are assessed as posing risk to children, young people and adults in need of safeguarding (such as MAPPA and MARAC) are effectively managed and that risk to others is mitigated
- To be assured that services that work with “whole” families is effectively coordinated - e.g. Supporting Leicestershire Families and Changing Lives Rutland, and secure added value in ensuring and co-ordinating effective safeguarding.



Priority 3a: To be assured of the quality of care for any child not living with a parent or someone with parental responsibility

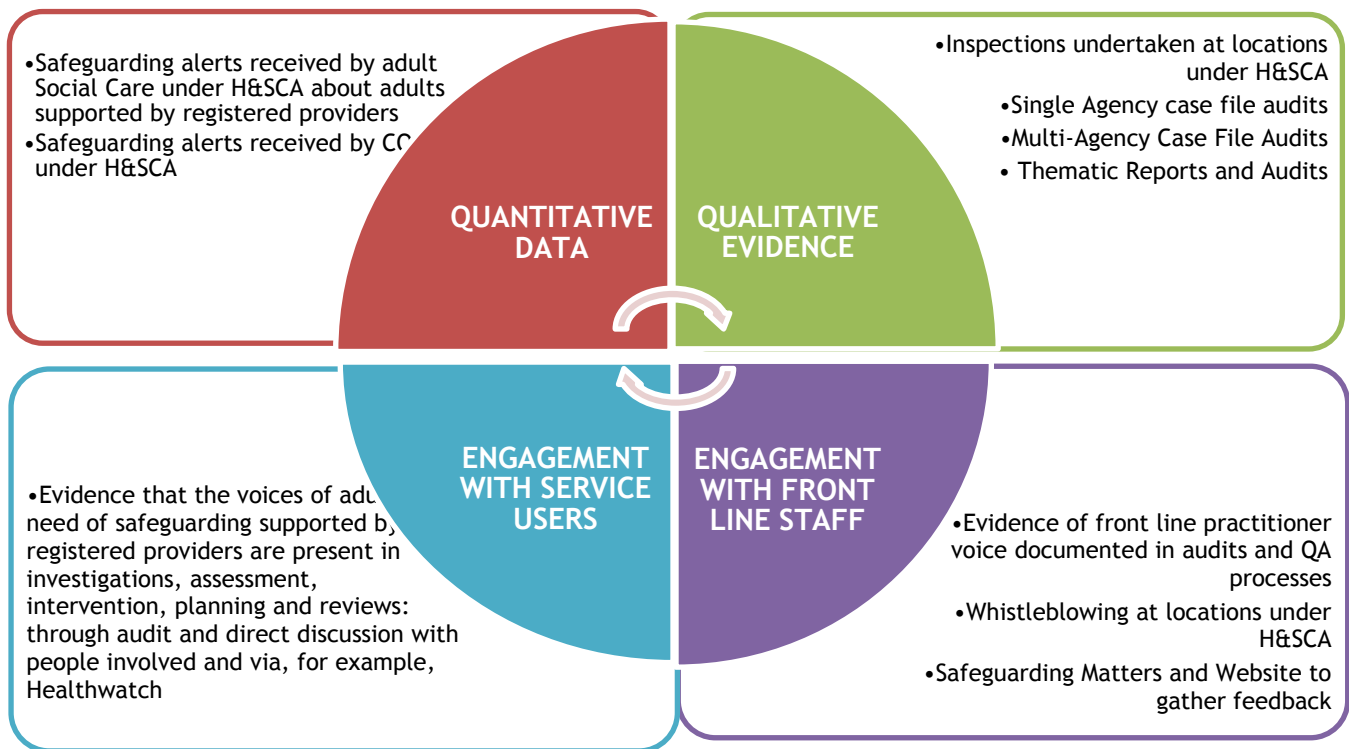
- To be assured that partner agencies are fulfilling their responsibilities as corporate parents (e.g. sufficient local accommodation)
- To be assured that children/young people who are privately fostered are identified and supported
- To ensure awareness is raised of the notification requirements for private fostering, and the effectiveness of this is monitored
- To be assured that children and young people placed in Leicestershire and Rutland from other areas are safe
- To establish and maintain robust interface with other Looked After Children bodies (charity, respective roles and responsibilities)



- Number of referrals re private fostering
- Number of children supported in private fostering
- The number of looked after children
- Number of children referred as moving into Leicestershire or Rutland from another local authority
- The number of looked after children by placement type
- Stability of placements of looked after children: length of placement
- The number of looked after Children who are placed out of county
- Looked after children cases which were reviewed within required timescales
- Number and proportion of looked after children with three or more placements
- Number of looked after children missing from care
- The number of looked after children achieving health and education outcomes
- Care leaver information

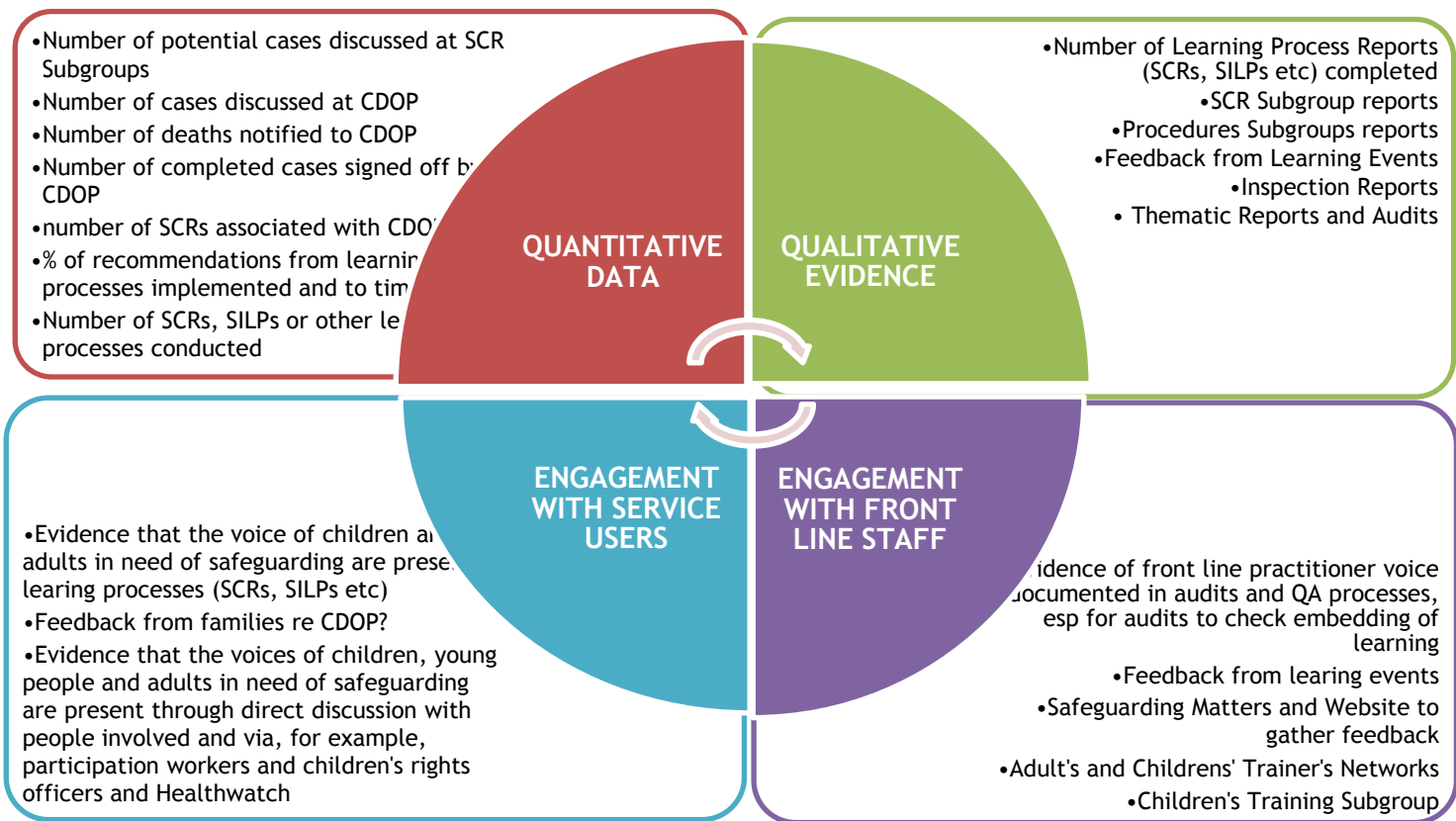
Priority 3b: To be assured of the quality of care for any adult supported by registered providers

- To be assured that adults living with or receiving services from registered providers are safe
- To be assured that providers are effective in carrying out their safeguarding responsibilities and that as a result service users are safe.
- To be assured that safeguarding roles and responsibilities and outcomes are explicit in commissioning, contracting, monitoring and review of services



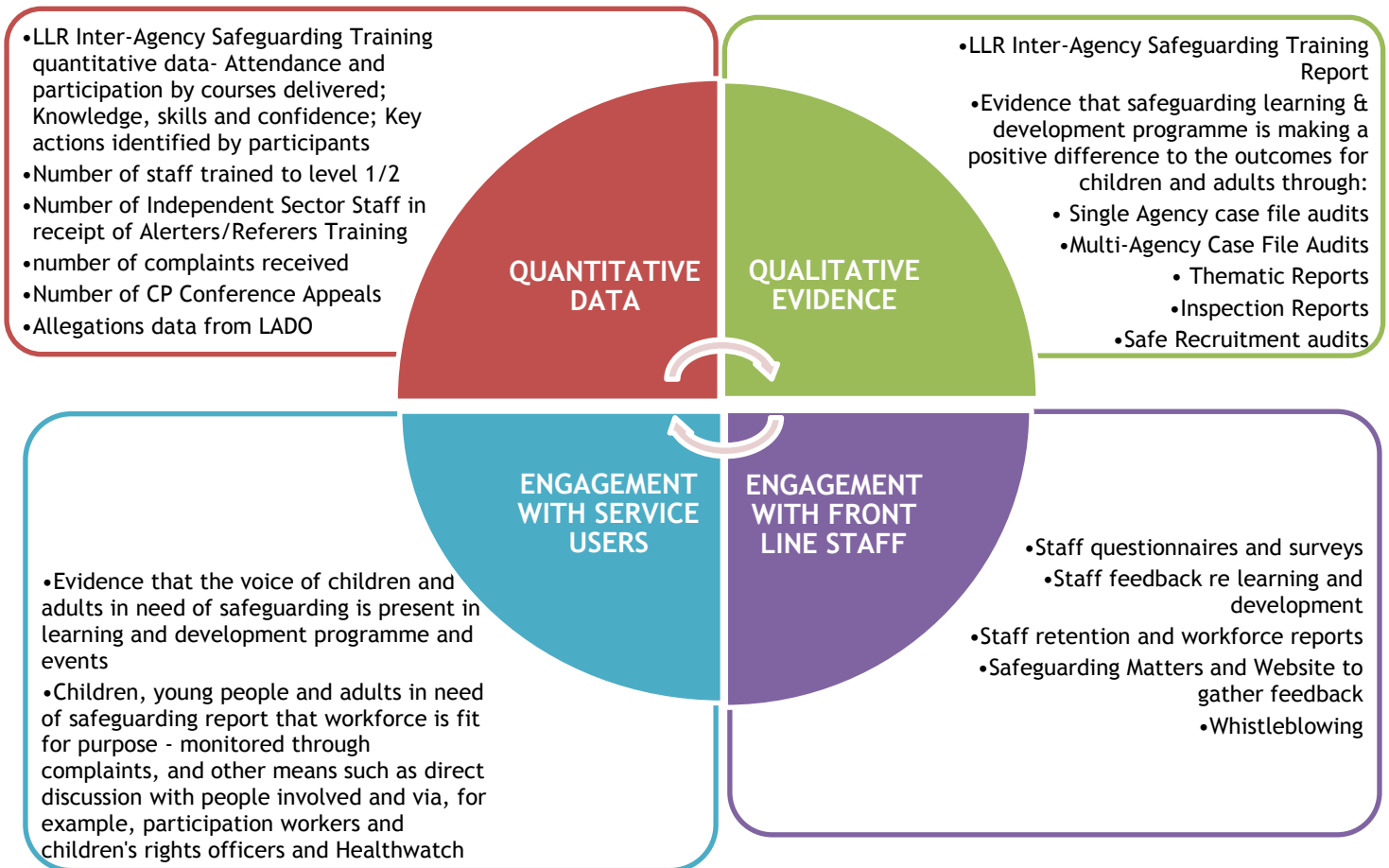
Priority 4: To be assured that our learning and improvement framework is raising service quality and outcomes for children, young people and adults

- Apply the framework and ensure its effectiveness (including national SCRs)
- Ensure learning from national and regional SCRs and other learning processes is incorporated into the practice of partner agencies and the partnership
- Ensure the effectiveness of Child Death Overview Panel for Leicestershire and Rutland and that lessons from child deaths in both counties are understood and consistently acted upon
- Implement the performance management framework and ensure its effectiveness
- To ensure that policies and procedures are 'fit for purpose'



Priority 5: To be assured that the workforce is fit for purpose

- To be assured that the workforce is competent as measured by the competency frameworks through quality assurance
- To monitor and evaluate the effectiveness of training and development in terms of the impact on the quality of safeguarding practice and outcomes for service users
- To be assured that the workforce is safely recruited
- To be assured that allegations made against people who work with children and adults are dealt with effectively
- To hear the voice of practitioners



IMPROVING THE EFFECTIVENESS OF COMMUNICATION AND ENGAGEMENT

The third priority in our business plan for 2013/14 was to improve the effectiveness of communication and engagement.

What we planned to do.

Develop an effective communication strategy to raise the profile of the board and its work and to secure learning and improvement in safeguarding practice across Leicestershire and Rutland.

Develop a robust media strategy that was both proactive but also responsive and effective when serious incidents occur.

Develop an effective engagement strategy so that children, young people and vulnerable adults better engage with us and shape the planning, delivery, monitoring and evaluation of services.

Develop effective engagement with front-line staff from across partner agencies so that they are able to shape the planning, delivery, monitoring and evaluation of services.

What we did.

The Communications and Engagement Sub-Group formulated a communications strategy and a separate engagement strategy which were agreed by the boards in 2012/13., These have continued to be implemented with any communication needs being identified at each sub group meeting.

'Safeguarding Matters', the boards' quarterly newsletter for practitioners, was launched in February 2013. During 2013/14, we have issued four editions including a special for schools. 'Safeguarding Matters' is now issued electronically as well as in hard copy. The current distribution list contains over 240 individuals or teams and is growing. The business office receives requests for hard copies which are also circulated via the board and sub group meetings.

Future distribution emails will only contain the webpage link to encourage people to visit the site and to view other publications such as the SCR special edition.



Communicating Learning and Improvement

LSCB objectives

- As part of the learning and improvement framework the LSCB aims to ensure that learning and information is effectively communicated across the partnership
- Communication methods meet the needs of children, families and adults.
- Provide an effective communication platform for professionals, member's of the community and board member's to access up to date information and policies

What has been delivered?


- New combined LSCB and SAB website went live in February 2014
- All leaflets have either been revised or in the process of revision
- Safeguarding Matters publication has been refreshed and 'special editions' responding to specific SCR findings
- Combined Adults and Children learning events brought over 200 practitioners and managers together to discuss lessons from SCR's and the impact on practice.
- There has been active consultation with partners regarding the content of information leaflets.

What were the issues?

- The old website did not reflect the LSCB and SAB governance structure and failed to capitalise on the combined strength of the collective Boards. Professionals and members of the public found it difficult to navigate and use.
- Lessons and information from key thematic priorities such as CSE, private fostering needed to be effectively communicated.
- Safeguarding Matters publication needed to refresh and respond to feedback from partners
- A coherent communications strategy needed to be developed
- Some existing leaflets did not reflect findings from SCR's

What has been the outcome?

- In April 2014 the website recorded more than 9500 'hits' this was a 37% increase from the previous month
- There has been a 30% increase in the number of times the website has been used to access information on SCRs
- The learning event and subsequent issue of Safeguarding Matters has received recognition from 'Community Care' and authorities across the country wanting to adopt the '20 things to consider' prompts



The Leicestershire and Rutland Safeguarding Boards' website was re-designed and re-launched in January 2014, providing a more user-friendly and easier-to-use format. Within the first 12 weeks, it had received over 5,000 visits and over 18,000 different page views.

We attended meetings of the Leicestershire and Rutland youth councils to raise awareness of the LRLSCB, and to enable young people to identify proposed priorities for our business plan. We met with 'young inspectors' from Rutland to identify ways in which they could incorporate safeguarding into their programme both as a cross-cutting theme and as a targeted area of inspection.

We received reports from the children in care councils and children's rights services to remain informed of the views and opinions of looked after children.

We carried out a schools survey through Leicestershire and Rutland Schools Councils, again to gauge key safeguarding issues for children and young people for consideration during our business planning process.

We engaged with 'young inspectors' in Rutland to develop proposals for the inclusion of safeguarding issues as both cross-cutting and targeted elements with the young inspectors programme.

What has been the impact of what we did?

The safeguarding priorities arising from engagement with children and young people were fed into discussions at our development day in January 2014. This led to the inclusion of e-safety/e-bullying as a key priority in our 2014/15 business plan.

We have considered a range of views and opinions of children and young people across the continuum of provision from universal, through early help and into child protection and care. A range of such views that we have been sighted on are set out below.

A total of 110 schools and academies took part in the schools survey including 10 from Rutland. In total 1,240 surveys were completed by pupils with the bulk of the surveys being completed by five–14 year olds. The overall age range was from four – 19, with 48.1% respondents being female, 47.9% male and 4% not stated. The full results can be found on our website: <http://lrsb.org.uk/the-voice-of-the-child-or-young>

The top five concerns identified in the survey were:

1. Being approached by a stranger either on line or when out
2. Being hurt by people
3. Health worries about their family
4. People doing drugs
5. Identity theft (for future surveys we would phrase this differently: 'people pretending to be you or a friend on line').

These issues are now being addressed in our work for 2014/15.

Some key messages the survey:

Constantly bullied by a gang, made to feel bad about myself and I worried about going back to school

I'm worried about self-harm help not being good enough or CONFIDENTIAL

Persuaded to do something I don't want to do (drugs / smoking)

Rutland early help

The engagement of service users has been essential and paramount to the success of achieving outcomes at an earlier stage. As services within early intervention mainly involve voluntary engagement, as opposed to statutory services where it is compulsory for a family to engage with services, there is a higher success rate of engaging with children, young people and families through the whole process. People feel more in control in defining what their needs are and what needs to happen to improve their circumstances. Where engagement is refused on this basis, practitioners are persistent in working with the family to help them see the benefits of receiving support at an earlier stage.

A key tool that that has been adopted as a method for assessment and evaluation across the People directorate is the "Richter Scale". This tool has been crucial in enabling families to engage fully with services and take ownership to take action and create change. All staff within early intervention and social care have been trained in the use of this tool.

The service is in the early stages of requesting feedback for the Changing Lives work. They recently received this quote from a young person who is 18 years old and from a family they have been working with since April 2013.

"Changing lives has helped us a lot more than other help as the help and support given is a lot more useful and helped us as a family a lot more. All the family have benefitted from the help given as well and we all have progressed in every field of life. The approach that Sue has had with our family has been great very 'to the point' but also talks to us as though she is on our level and doesn't talk down to us :) changing lives has helped me personally because they have helped me to cope with everything we have been through a lot better and best of all, all the meetings we have had managed to get me my fulltime job. I do think that family life is better after all the help we have received because we work better together and also not so many arguments are caused between us. All that changing lives has offered has been amazing and I don't think that there is anything else that they can offer as everything done so far has been brilliant and helped us significantly"

Leicestershire children's rights (LCR)

LCR carried out an exercise entitled: Do children and young people think they are safe?

The following quote comes directly from young people in relation to their experiences, as reported to the Leicestershire children's rights officers.

Working together helps because everyone needs to join together as a team to support ME and those all around me, so that I do well at school, feel cared for at home and am able to believe I can achieve whatever I want ... LAC

On Sunday we wanted dad to take us to dinner but he said he was busy and what! Is work more important than us kids? R, 11

I like going to Grandad's coz we can go on our laptops. We can't take them home coz we don't have internet. K, 10

I can talk to Nanny, I can tell her anything. B, 13

I don't think the reason for the Child Protection Plan starting in the beginning is there anymore. Mum's fine. B, 13

I worry that we can't see dad, like we can't stay over with him." M, 12

We've never had a mum & son talk, we should have been able to talk about everything that has happened, but we haven't been. I want to talk to my mum about stuff, not just hide it. J, 16

I want dad to listen more and stop being on the phone all the time. R, 11

I feel like I'm not coping with my mum. I'm finding her really hard. I'm worried about how much more I can take of my mum. G, 16

What do we need to do in the future?

Our business plan for 2014/15 continues to prioritise improvements in our work to engage with and secure the participation of children, young people and adults.

Under priority one, which seeks to ensure that safeguarding is everyone's business, a key objective is:

- To be assured that the 'voice' of children, young people and adults is heard and acted on

The focus of our actions next year will be to extend our engagement beyond strategic groups such as youth councils and children in care councils, to specific communities of interest and to service user feedback at service delivery point. The intention is to work with existing mainstream engagement and participation groups so that safeguarding can feature on their agendas. This will facilitate more voices being heard as we plan our business plan and evaluate performance in the annual report. This will include working with Health watch to enable them to include safeguarding in their interfaces with patients both children and adults.

5. SERIOUS CASE REVIEWS AND CDOP

Serious case reviews

The work of the SCR sub group was discussed in chapter three.

There were no SCRs within the children's or adults' arenas for Leicestershire and Rutland within the 2013/14 year. As previously commented, the board office undertook two domestic homicide reviews that the SCR subgroup had oversight of. These were submitted to the Home Office for approval and both are judged as 'adequate'.

Child Death Overview Panel

One of the duties of the LSCB is to ensure a review is undertaken on the deaths of all children who are normally resident within their area.

The duties undertaken by the LLR CDOP are as outlined in chapter 5 of 'Working Together to Safeguard Children 2013'. The child death overview process has been established within LLR since February 2009. 'Working Together to Safeguard Children 2006' outlined the duties of the LSCB to undertake a review of any child death resident within their area. 'Working Together to Safeguard Children 2013' re-emphasised the need to ensure a process is in place to undertake this work.

The remit of the child death overview process is to co-ordinate a systematic review of the death of children between 0 and 18 years of age, the review does not include stillbirths.

The process incorporates two interrelated pathways that allow for expected and unexpected deaths to be reviewed ('Working Together to Safeguard Children 2013' p73). The purpose of which allow for;

“(a) collecting and analysing information about each death with a view to identifying-

-any case giving rise to the need for a review mentioned in regulation 5(1) (e);

-any matters of concern affecting the safety and welfare of children in the area of the authority; and

-any wider public health or safety concerns arising from a particular death or from a pattern of deaths in that area;

(b) putting in place procedures for ensuring that there is a coordinated response by the authority, their board partners and other relevant persons to an unexpected death.” (HM Government, 2010).

The child death overview process is not an investigation and does not supersede the need for organisations to undertake their own reviews following the death of a child. It is intended that the child death overview process will incorporate issues identified within the SCR and SILP processes to ensure shared learning.

A table follows that gives an overview of the cases within Leicestershire and Rutland:



From the CDOP process, the following positive outcomes have been identified:

- Relevant doctors and midwives are receiving feedback via quarterly meetings.
- Children and families are being supported around their choices for end of life care.
- Close liaison with professionals to ensure bereavement support is being offered to families, including siblings.
- Appropriate referrals are being made for genetic counselling for families.
- Interpreting services are being utilised effectively.
- CDOP is linking into the work being undertaken and progressed by the Joe Humphries Memorial Trust.
 - o This includes the Child Death Review Manager speaking at local conferences
 - o CDOP are currently exploring possible options for increasing public awareness/training with regard to basic life support.
- Good (regional) multi agency work for oncology patients.
- Good (national) multi agency work for children with life limiting conditions.
- Good service provision for those with an end of life care plan (in supporting wishes of the family and child).
- Demonstration of active family involvement regarding palliative care decisions.
- Identification (during a home visit) of a family's additional vulnerability, leading to appropriate referrals to agencies.

6. LOOKING FORWARD 2014/15

This annual report has set out in detail the work that the LRLSCB and LRSAB have undertaken during 2013/14, together with analysis of the impact on both service performance and safeguarding outcomes for children, young people and adults in Leicestershire and Rutland.

Much has been achieved across the partnership of agencies that make up the boards. However much remains to be done, both to sustain and develop our work and to respond to new challenges that have arisen through national and local change.

Although the plan will still be developed against a range of drivers, we've agreed a new approach to business planning for 2014/15. The drivers include:

- National policies strengthening safeguarding arrangements and the roles of LSCBs, including Working Together 2013 and the Care Act 2014;
- Recommendations from inspections that have been undertaken in member agencies, including the most recent Ofsted inspections of the local authorities;
- The Ofsted framework for the review of LSCBs;
- The ADASS 'Top Ten Tips' for effective safeguarding adults boards;
- Peer reviews/challenges undertaken as part of the East Midlands arrangements;
- The outcomes of SCRs – emerging from both national and local reports;
- Evaluations of the impact of previous business plans and analysis of need in Leicestershire and Rutland, including the Joint Strategic Needs Assessments (JSNA) carried out in both counties
- Key areas of safeguarding specific to Leicestershire and Rutland – as evidenced by quality assurance and performance management data;
- Priorities for action emerging from QAPM operated by the boards;
- Responses to the views of stakeholders, including the outcomes of engagement activities with children and young people;
- Best practice reports issued by Ofsted, ADCS, and ADASS.

Our new approach seeks to better align the business plan with the QAPM, the budget and our risk registers. It is built around the following key strategic priorities:

Priority 1: To be assured that 'safeguarding is everyone's responsibility'

Priority 2a: To be assured that children and young people are safe

Priority 2b: To be assured that adults in need of safeguarding are safe

Priority 2C: To be assured that services for children, services for adults and services for families are effectively coordinated to ensure children and adults are safe

Priority 3a: To be assured of the quality of care for any child not living with a parent or someone with parental responsibility

Priority 3b: To be assured of the quality of care for any adult supported by registered providers

Priority 4: To be assured that our learning and improvement framework is raising service quality and outcomes for children, young people and adults

Priority 5: To be assured that the workforce is fit for purpose

We've also developed a number of objectives which underpin our work:

- Safeguarding services are co-ordinated
- The voices of children and adults are heard
- The voices of staff are heard
- Sub-regional and regional co-ordination will be maximised
- Effective communication must underpin all board activity

A detailed action plan has been produced to support the implementation of work against each of these priorities. A full copy of our business plan for 2014/15 is attached at appendix 1.

The effective delivery of these strategic objectives will rely, as always, on the leadership of our board members, and on the support of front-line staff across the partnership. I look forward to the continuing commitment of these groups in the next year and beyond, so that we can continue to be confident that safeguarding is everyone's business and that children, young people and adults in Leicestershire and Rutland will be safe.

Paul Burnett

Independent Chair, Leicestershire and Rutland Local Safeguarding Children Board and Safeguarding Adults Board

Proposed Appendices are as follows

Appendix 1

BUSINESS PLAN 2014/15

Appendices 2 and 3

Protocols with Health and Well-Being Boards – or web links to these.

Annual Report of the Leicester, Leicestershire and Rutland VCS Reference Group 2013-14

1. **Introduction:** VCS Reference Group functions, priorities and membership.

The Leicester and Leicestershire/Rutland LSCB VCS Reference Group works on behalf of the VCS, acting as a conduit for communication between the LSCBs and the VCS. The group is proactive in engaging the involvement of the VCS in the work of the LSCBs and has identified the following responsibilities:

- To represent VCS perspectives to the LSCBs and identify VCS representatives to attend LSCB Subcommittees as appropriate.
- To seek the views of the VCS and raise awareness of the work of the LSCBs.
- To raise the awareness of the LSCBs in relation to the work of the VCS.
- To identify appropriate safeguarding resources available to the VCS.
- To create and maintain appropriate links with other VCS networks.

A total of 10 different VCS groups are represented on the group, with additional efforts being made to expand membership.

2. **L&R LSCB priorities 2013-14:** VCS Reference Group contribution to each priority area.

The following outcomes have been retrieved from the VCS Reference Group 2013-14 action plan and mapped against the relevant board priorities. The broader achievements of the group have also been highlighted to further demonstrate its contribution.

2013-14 strategic priority one: Improve the effectiveness and impact of the boards

VCS group actions, priorities and achievements:

The group has undertaken the following activities under each outcome:

VCS Reference Group: Action plan outcome 1 – ‘Agencies within the LSCB are aware of VCS services and the contribution the VCS can make to the Safeguarding Children & Young People agenda’.

- **Sub-group representation** - Regular attendance maintained throughout the year at Leicestershire/Rutland LSCB and relevant sub-groups including:
 - **Leicestershire & Rutland** - LSCB, LSCB/SAB Executive and the SEG
 - **Leicester, Leicestershire and Rutland** - Joint Executive, Safeguarding Training Commissioning & Development Group
- **Children Workforce Development reports** - Reporting on activities and key achievements to LSCB Executive Groups via the LSCB Managers; including relevant information from Annual Workforce Data Profiles and Inter-Agency Training Evaluation Report.
- Bi-annual reports to the executive groups have not been produced and presented, however, this annual report includes key information from the inter-agency analysis and evaluation report. (All reports produced by the CWD Projects Team are shared with members and cascaded to the sector).
- (Annual workforce data profiles, identifying Private, Voluntary and independent groups/organisations that work directly with and support children, young people and families,

together with a Training Needs analysis, showing numbers of staff and volunteers who have received safeguarding training or are in need of safeguarding training, will only be provided for Leicester as funding for this work has ceased in both Leicestershire and Rutland).

- **LSCB representation** - L&R LSCB representation on the group and feedback from the LSCB is also provided by the Deputy Chair (voluntary sector representative for the LSCB).
- **Training** - Information fed back to group in relation to the training needs of the sector, collected through the Inter-Agency Training Evaluation Report and training enquiries:
 - Raising awareness of need for essential awareness training
 - Input into Competency Framework from a VCS perspective
 - Information from inter-agency training in relation to VCS access to the training and immediate impacts on knowledge, skills and confidence.
- **Risk analysis** – The Deputy Chair took part in a risk analysis session with the LSCB; exploring the potential risks to the board if the business plan objectives are not met.
- **Sharing VCS issues** – The VCS representatives regularly discuss the key safeguarding issues they face as part of their day to day practice; allowing risks to be highlighted to the LSCB and different agencies to share ideas. In addition, the group discusses potential pressures on other VCS services in relation to capacity, reliance on services and expectations of VCS referral agencies, particularly as governmental changes and reduced funding take effect.
- **VCS services** - The VCS representatives regularly share information relating to their service delivery, which proves highly useful for signposting and overall LSCB knowledge of VCS local services.

IMPORTANT: It is not possible to provide assurances to the Leicestershire and Rutland LSCB of the contributions made by small and medium VCS groups and organisations to ensuring children and young people are safe

VCS Reference Group: Action plan outcome 2 - *‘Agencies within the VCS are aware of the LSCB and their responsibilities to safeguard children & young people within LSCB procedures and guidance’.*

- **Children’s Workforce Matters Website** - The Leicestershire and Rutland LSCB is referenced on the CWM website, with links to the board website. The CWM website also links to the Voluntary Action LeicesterShire website; enabling users to access LSCB information more easily.
- **Group 2 essential awareness training** - Information regarding the board is included in training sessions that are delivered by the County Council. This aims to raise awareness of the role and responsibilities of the board and the participant’s individual responsibility to safeguard children and young people.
- **CWM e-briefings & communication with the VCS** - CWM e –briefings are sent out every two weeks. During 2013-14, information has been included on:
 - Disclosure and barring
 - Safeguarding training
 - Thresholds guidance
 - LLR safeguarding learning competency framework
 - Safeguarding for trustees training
 - Impact of domestic violence on children

Information has also been provided for the boards’ Safeguarding Matters newsletter

- **SCR dissemination** - SCR briefings are disseminated to the Private, Voluntary and independent sector organisations through the CWM e-briefings and are highlighted on the CWM website. These include a summary of learning particularly relevant to PVI organisations along with 'questions to consider' to encourage organisations to examine organisational practice and information regarding resources to improve/quality assure practice. Examples include:
 - An SCR relating to the abduction of 15 year old girl by her teacher
 - An SCR relating to sexual abuse at a Birmingham nursery

Learning from SCRs is also disseminated to the VCS Reference Group members and cascaded within individual organisations. For example the Board representatives have presented key information at the meetings.

- **Safe network**– The team's Development Officer has continued to carry out her role as the safe network champion for Leicester. Examples include:
 - Delivery of 2 x safeguarding for trustees workshops
 - Delivery of 1 x disclosure and Bbrring workshop
 - Delivery of 1:1 consultation on e-safety
 - Delivery of 1 x e-safety workshop
 - Delivery of 1 x child protection policies workshop
 - Telephone support to signpost and advise groups regarding utilisation of the safe network standards.
- **LSCB representation** – The Leicestershire and Rutland LSCB representative sits on the group and feedback from the LSCB is also provided by the Deputy Chair (voluntary sector representative for the LSCB).
- **Changes to LSCB procedures** - The group has strived to ensure that new safeguarding processes and procedures are both clarified and effectively communicated to the sector. (In particular this has included the changes to the county CAF process and details of the new first response system).

VCS Reference Group: Action plan outcome 8 - *'The LSCB VCS Reference Group has a clear action plan in place that is linked to the business plans of the LLRboards. The action plan is regularly monitored and reviewed and is up-dated annually'*.

- **Action plan** - The Reference Group has a clear annual action plan that is linked to our business plan.
- **Monitoring** - The action plan was not systematically monitored each quarter during 2013-14. However, the identified outcomes and activities were reviewed during meetings as part of on-going discussions. For 2014-15 it is planned to either:
 - Review the plan at each alternate meeting throughout the year; or
 - Review 2 x action points from the plan per meeting
- **Annual review** - An annual review meeting took place on 08.07.14 when the action plan was up-dated in relation to 2013-14 activities and achievements of the group. These are included within this report.

The VCS Group's impact:

The work undertaken to achieve outcomes 1, 2 and 8 demonstrates a key contribution to our strategic priority 1. This contribution is summarised as follows:

- Improved understanding of the needs and contribution of the VCS.
- Sharing up to date information and increasing VCS access to the latest LSCB developments.
- Delivering a proactive approach to supporting both LSCBs and the VCS by aligning the action plan with the board's priorities

2013-14 Strategic priority two: Secure confidence in the operational effectiveness of the safeguarding partner agencies and services through robust quality assurance and performance management of safeguarding

VCS Group actions, priorities & achievements:

VCS Reference Group: Action plan outcome 1 - *Agencies within the LSCB are aware of VCS services and the contribution the VCS can make to the safeguarding children and young people agenda.*

See above

VCS Reference Group: Action plan outcome 5 - *'Increased awareness by VCS groups/organisations of the safe network standards and role of the safe network champion.'*

1. **Group 2 training** - Information regarding the safe network standards is included as part of the group 2 training for the PVI sectors
2. **Additional capacity** - The CYP&F team successfully bid to become the regional development learning partner with safe network. This resulted in additional funding being levered in that enabled targeted work/training to take place in Leicestershire and Rutland to address some of the concerns rising out of the cessation of the work of the CWM Project in these two local authority areas

IMPORTANT: There is a real risk to the future of this work across LLR. Leicester City's funding ceased at the end of March 2014, so currently this work is continuing on goodwill and the commitment of the team to ensure the VCS CYP&F workforce is aware of its safeguarding responsibilities and is fit for purpose.

The outcome of the above will be that **assurances will not be able to be provided** to the board on in relation to this priority.

VCS Reference Group: Action plan outcome 6 – *'The LSCB Reference Group has supported both the VCS and statutory partners within the LSCB to reflect and learn from experiences of complex cases, SCRs, 'stuck' cases and professional challenge over safeguarding issues'*

- Learning from SCRs is disseminated via the CWM website, e bulletins. It is also included within the Group 2 Safeguarding Training and shared with members of the VCS Safeguarding Reference Group.
- Information regarding SCR learning events is actively disseminated to the sector via the e-briefing and website.
- **VCS training uptake** - Whilst it has not been possible to undertake a specific snapshot, information regarding levels of knowledge, skills and confidence both pre and post Group 3 training sessions are captured as part of the inter-agency coordination role.
- **Work in progress** – The team is currently setting up a template to complete a quarterly VCS data snapshot using the inter-agency training data collected as part of the coordination

process. This will include a section on SCR evaluation data, with an aim to provide an insight to learning and workplace barriers (depending on the data provided).

VCS Reference Group: Action plan outcome 7 - 'The LSCB VCS Reference Group has an established membership that is representative of the sector'

- **Membership audit** - A membership audit was undertaken and note of attendance levels made. Attendance rates have ranged from 33% to an improved 73% throughout the year. All information and the minutes are shared with all group members following each meeting.
- **Improving representation** - A lack of representation was identified from groups/organisations working with drug and alcohol abuse; mental health; domestic violence. Organisations and individuals were identified from relevant groups (Swanswell – drug and alcohol abuse; Rethink – mental health; City Service – domestic violence) and invited to attend. Of these, only one has attended the meetings. Swanswell agreed and are on the group mailing list but have yet to attend a meeting. There has been no attendance from Rethink.
- **Member attendance** - A survey of group membership has been undertaken and shows that during 2013-14, three new members have joined the group with 12 of the previous members remaining regular attendees. New members represent the Leicester LGBT Centre, Swanswell and the Leicester City Domestic Violence Service.

Additional contributions

- **Stay Safe & E-Safety Sub-Groups** – Attended by a group member to provide VCS input. Key information has been fed back to the group and to the wider sector as appropriate.
- **L&R Workforce Data Impact Report** - The team is currently working on a proposal/impact report to highlight the benefits and impacts of undertaking the workforce development project and data workforce profile in Leicestershire and Rutland. This work will highlight significant areas of gaps, the strengths of the project and relates this information to the board's priorities going forward for 2014-15.
- **Identifying key trends and messages** – Group discussions help to identify key trends in relation to workforce development which is also informed by the research, reporting and training work delivered by the CWM team. In particular, the risk of overemphasis on training for safeguarding and lack of managerial guidance for the VCS workforce is highlighted as a significant issue to be addressed.
- **Other safeguarding topics and training needs**- Member agencies have shared key messages from their training packages, in particular the CSE training delivered by New Futures. This helps to raise awareness of the training content and relevance to the VCS workforce whilst facilitating discussion relating to the CSE training needs of the sector.
- **Local safeguarding issues** – Details relating to local safeguarding cases that have featured in the media are also discussed at meetings; whereby LSCB representatives raise further awareness of these issues and VCS representatives can share their experiences. These discussions help to improve knowledge of local sensitivities, including any cultural issues/barriers VCS groups should be aware of.
- **Workforce skills** – Different agencies have raised concerns with LSCB relating to the standard of skills and knowledge that have been displayed by student social workers whilst on work placements. This has helped to raise awareness of workforce skills and the need for LSCBs to open up a dialogue with local universities.

The VCS Group's impact:

Through the work of the group there have been clear efforts to improve information and communication channels with the sector to improve operational effectiveness. These contributions

can be summarised for the board under the following key points:

- Raising awareness of the contribution and needs of the VCS
- Improving information sharing and highlighting learning from safeguarding issues.
- Continual efforts to improve membership that is representative of the sector; in terms of both the range of organisations, type of work undertaken and geographical areas.
- Improving VCS awareness of the Safe Network and the support available to VCS organisations to improve their safeguarding standards and processes.

The following Group outcomes are directly linked to **quality assurance and monitoring** activities; demonstrating further links with the board's second priority.

VCS Group actions, priorities and achievements:

VCS Reference Group: Action plan outcome 4 - *'A monitoring framework is established to enable the Reference Group to identify increased access to safeguarding training across children and adults services.'*

- **Online booking information** - The booking process for inter-agency safeguarding training has been revised to enable disaggregation of data to identify numbers of attendees who work primarily with children or adults.
- **Promotion of training** - Safeguarding training programmes are promoted on the CWM website through their own clearly defined section. Information is included as a standard item in all e-bulletins during the year.
- **LSCB membership** - The LSCB project development officer continues to attend and contribute as an active member of the VCS Reference Group.
- **Training opportunities and quarterly reports** - Training opportunities available through the inter-agency safeguarding training programme are continually promoted to the group and recommended for dissemination. In addition, the quarterly reports are circulated to all members.
- **Key training statistics** - Of the 1,174 attendees during 2013 -14, 1,050 provided details relating to the clients with whom they work - 91% delivered all or part of their work with children and young people, and 46% delivered all or part of their work with adults. VCS attendees alone equated to 232 during 2013-14, 176 of whom provided details relating to their client base. Of these, 75% delivered all or part of their work with children and young people and the same proportion with adults. There was an **83% increase in the number of VCS attendees from 2012-13 to 2013-14**. This equates to an increase of 14% for the VCS between the two years.

VCS Reference Group: Action plan outcome 9 - *'Review LSCB action plans to ensure alignment of Reference Group action plan'*

- **Annual review of action plan** - A meeting was held on 08.07.14 by the Chair of the Reference Group, the Deputy Chair and the Leicester LSCB Representative to review the progress of the current Action Plan (2013-14) and to ensure the 2014-15 action plan is aligned to the board's action plan.
- **LSCB board attendance** – board representative attends the bi-monthly group meetings and the Deputy Chair attends the board; allowing the group's programme of work to be aligned and consistent with the priorities of the board.

The VCS Group's impact:

The group plays a key role in promoting training opportunities and monitors VCS access and uptake via the reporting undertaken by the CWM Team, in relation to data workforce profiling and training evaluations. This work helps to highlight links between training and effective practice, thereby improving understanding of the VCS training landscape and the needs of the VCS.

2013-14 Strategic priority three: Improve the effectiveness of communication and engagement

VCS Group actions, priorities and achievements:

VCS Reference Group: Action plan outcome 2 -*'Agencies within the VCS are aware of the LSCB and their responsibilities to safeguard children and young people within LSCB procedures and guidance'*

See above

VCS Reference Group: Action plan outcome 3 -*'A resource library is identified, developed and maintained and made easily accessible to the VCS ensuring this includes: CSE, domestic abuse and abuse through technology'*

- **Meeting agenda item** - 'Resources' is included as a standard agenda item for each VCS Reference Group meeting. All members of the group are encouraged to share relevant resources that are then disseminated wider through their own networks. Resources and information shared during 2013-14 include:
 - Policy/guidance updates
 - Signposting information
 - Training opportunities
 - Sharing good practice
 - Sharing latest research
 - Local/national agendas
 - Local LSCB developments and resources

- **Website links** - The CWM website contains relevant/useful on –line resources which are regularly identified and collated for dissemination to the sector. Specific examples include:
 - Avoiding accidents – links to making the link briefings on e.g. fire safety, safety in the home
 - Bullying – links to resources and best practice tips for applying anti-bullying procedures into practice
 - Child sexual exploitation – links to animations highlight different types of exploitation
 - Domestic abuse – forced marriage e-learning
 - E-safety – links to resource to address internet safety issues affecting LGBT young people
 - LSCB – overview information regarding function and purpose of LSCBs and links to websites
 - Female genital mutilation – information regarding NSPCC FGM Helpline
 - Neglect – link to NSPCC briefing on impact of neglect
 - Safeguarding and your organisation
 - Safeguarding babies – links to NSPCC resources
 - Safer recruitment – links Safe Network resources
 - Serious case reviews – Summaries of high profile reviews and how learning can be applied within VCS organisation

- Working Together 2013 – briefings providing a summary of new guidance and advice on ensuring organisations are meeting their responsibilities
- National PREVENT agenda and a dedicated webpage to local training opportunities

The website also has clear links to other relevant resources – especially those that can be found on the board website and the Safe Network Website.

- **Further dissemination** - Information regarding resources listed above that would be useful to the sector and where /how to access them are included within the e –briefings. Information is also sent out with minutes from the VCS Safeguarding Reference Group for members to distribute through their own networks. Specific examples include:
 - Events: E.g. ‘Safeguarding our Futures’ national event.
 - Research: NSPCC research reports e.g. ‘Disclosures of Childhood Abuse’
 - Training: Designated Safeguarding Officer training opportunities for the VCS
 - Training: Free Research in Practice webinar on ‘Assessing the Risk of Further Maltreatment’
 - Shared Learning: NSPCC SCR directory for England and Wales

VCS Reference Group: Action plan outcome 7 – ‘The LSCB VCS Reference Group has an established membership that is representative of the sector.’

See above

The VCS Group’s impact:

The group uses effective communication methods managed by the CWD Project Team to actively disseminate key safeguarding information to the sector, with important information also cascaded through training sessions.

Collectively the group acts as a communication network, working towards the following areas of improvement:

- Improving communication with the VCS
- Improving awareness of safeguarding, including LSCB developments.
- Improving access to resources and training opportunities
- Broadening membership to facilitate wider representation and cascade key safeguarding information.

3. Contribution to SAB: Shared information and messages

The group continues to share and promote information with the SAB in respect of work with the VCS; highlighting both the operation of the group, key considerations for the VCS and promoting the importance of children and young people’s safeguarding as part of the adults agenda. These messages have aimed to develop an understanding of the importance of the CYP agenda to the adults’ workforce.

The group continues to emphasise the need for linkages between both groups (if an adults reference group is set up), and discussions have previously taken place with a unified message also emphasised to VCS groups/organisations in relation to the need to adopt a broader whole family approach to safeguarding.

The group’s key contribution to the SAB can be summarised as follows:

- Proactive steps to develop awareness of the role of the VCS within adult safeguarding
- Emphasis on the need to promote children’s safeguarding as part of the adult’s agenda
- Raising awareness of broader safeguarding considerations for professionals working with adults