

Appendix A




















Overall Scorecard






NB This Table is updated overnight so may not reflect changes made today.










	Actions	National Indicators	Local Indicators
Red	15	22	0
Amber	192	5	0
Green	251	55	5
Not Set	3	2	1








Quarterly National Indicator Report

Ref	Name	Owner	Out- turn 09-10	Q1 Target	Actual	Q2 Target	Actual	Q3 Target	Actual	Q4 Target	Actual	Last Targ et Statu s
Quarterly National Indicators												
NI007	Environment for a thriving third sector LAA2 17 C3	Helen Briggs										
NI015	Serious violent crime rate	Alastair Jackson	14	12	1	13	3					
NI016	Serious acquisitive crime rate LAA2 19 C2	Alastair Jackson	237	219	61	0	0					
NI018	Adult re-offending rates for those under probation supervision	Alastair Jackson				0.00%	0.00%					
NI019	Rate of proven re-offending by young offenders	Alastair Jackson	0.83			0	0					
NI020	Assault with injury crime rate	Alastair Jackson	121	114	31	114	63					
NI039	Rate of Hospital Admissions per 100,000 for Alcohol Related Harm LAA2 13 C3	Colin Foster	1,272.00	1,010.00		1,010.00		1,010.00		1,010.00		
NI041	Perceptions of drunk or rowdy behaviour as a problem LAA2 12 C2	Alastair Jackson				0.00%	0.00%					
NI043	Young people within the Youth Justice System receiving a conviction in court	Jill Haigh	0.00%	4.90%	0.00%							

	who are sentenced to custody												
NI045	Young offenders' engagement in suitable education, training and employment	Jill Haigh	50.00%	80.00%	80.00%								
NI047(b)	People killed or seriously injured in road traffic accidents LAA2 20 C3	Aman Mehra	24	7	11	14	16						
NI048(b)	Children killed or seriously injured in road traffic accidents	Aman Mehra		6	0	6	0						
NI053(a)	Prevalence of breast-feeding at 6-8 wks from birth	Emma Jane Perkins	54.10%	36.00%	54.40%	38.00%	45.10%						
NI053(b)	Breast-feeding coverage	Emma Jane Perkins	95.90%	91.00%	96.70%	91.10%	93.80%						
NI059(a)	Percentage of initial assessments for children's social care carried out within 10 working days	Donna Gallagher		87.00%	93.40%	87.00%	91.40%						
NI060	Percentage of core assessments for children's social care that were carried out within 35 working days of their commencement L AA2 24 C2	Donna Gallagher	85.50%	87.00%	91.60%	87.00%	81.80%						
NI062	Stability of placements of looked after children: number of	Donna Gallagher	3.30%	6.00%	0.00%	6.00%	3.90%						

	Development and Communication, Language and Literacy LAA2 DCSF											
NI073	Achievement at level 4 or above in both English and Maths at Key Stage 2 LAA2 DCSF	Sarah Bysouth		82.00%		82.00%	80.40%					
NI075	Achievement of 5 or more A*- C grades at GCSE or equivalent including English and Maths LAA2 DCSF	Sarah Bysouth		64.00%		64.00%	66.50%					
NI076	Reduction in number of schools where fewer than 55% of pupils achieve level 4 or above in both English and Maths at KS2	Sarah Bysouth				0	2					
NI078	Reduction in number of schools where fewer than 30% of pupils achieve 5 or more A*- C grades at GCSE and equivalent including GCSEs in English and Maths	Sarah Bysouth				0	0					
NI079	Achievement of a Level 2 qualification by the age of 19 LAA2 28 C2	Jill Haigh	86.50%	88.10%								

NI104	The Special Educational Needs (SEN)/non-SEN gap - achieving Key Stage 2 English and Maths threshold	Sarah Bysouth	44.60%	40.10%		40.00%	51.00%					
NI105	The Special Educational Needs (SEN)/non-SEN gap - achieving 5 A*- C GCSE inc. English and Maths	Sarah Bysouth	52.80%			40.00%	39.80%					
NI109	Delivery of Sure Start Childrens Centres	Emma Jane Perkins	50%	100%	100%	100%	100%					
NI110	Young people's participation in positive activities LAA2 18 C4	Jill Haigh	69.60%	80.00%								
NI111	First time entrants to the Youth Justice System aged 10-17	Alastair Jackson	25									
NI113	Prevalence of Chlamydia in under 25 year olds	Jill Haigh	7.70%									
NI123	Stopping smoking	Colin Foster	70	96	91	55		55		68		
NI124	People with a long-term condition supported to be independent and in control of their condition LAA2 16 C4	Mark Naylor										
NI130	Social care clients receiving Self Directed Support LAA2	Mark Naylor	66.00%	45.10%	42.00%	45.00%	52.00%					

	25 C3												
NI135	Carers receiving needs assessment or review and a specific carer's service, or advice and information LAA2 15 C3	Jean Billington	71.00%	72.10%	66.40%	77.00%	47.00%						
NI141	Percentage of vulnerable people achieving independent living	Alastair Jackson	100.00%	75.00%	77.00%	75.00%	77.00%						
NI142	Percentage of vulnerable people who are supported to maintain independent living LAA2 26 C3	Alastair Jackson	97.94%	98.26%	97.94%	98.26%	99.42%						
NI143	Offenders under probation supervision living in settled and suitable accommodation at the end of their order or licence	Alastair Jackson	100.00%	85.00%	100.00%	85.00%	100.00%						
NI144	Offenders under probation supervision in employment at the end of their order or licence	Alastair Jackson	38.00%	44.00%	80.00%	44.00%	62.00%						
NI145	Adults with learning disabilities in settled accommodation	Jean Billington	78.00%	74.10%	74.00%	74.10%	77.00%						
NI146	Adults with learning disabilities in employment	Jean Billington	26.00%	23.10%	36.50%	25.10%	28.60%						

NI192	Percentage of household waste sent for reuse, recycling and composting	George Chase	47.29%	40.00%	57.05%	43.00%	58.23%						G
NI193	Percentage of municipal waste land filled	George Chase	50.66%	61.00%	40.21%	49.00%	39.35%						G